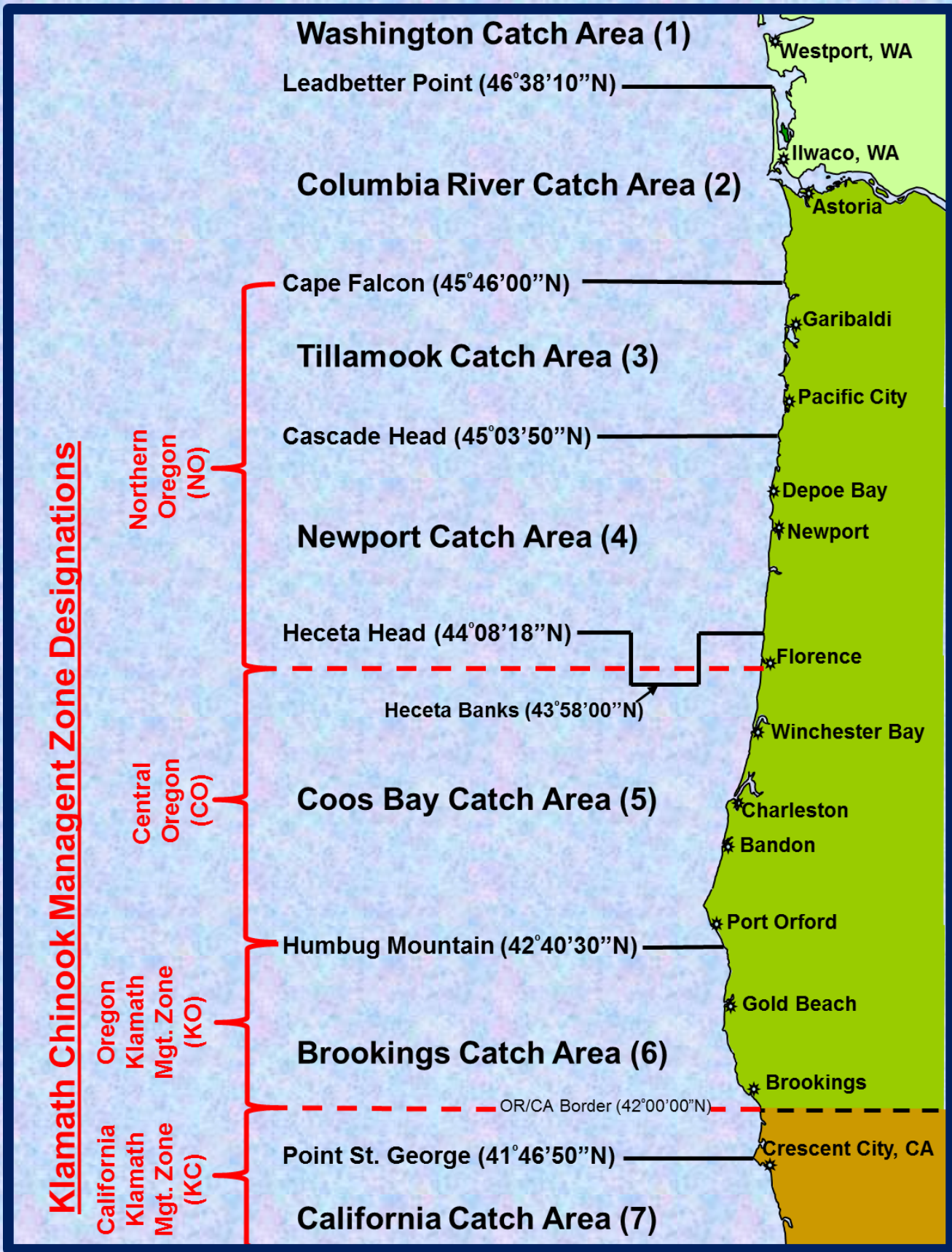


Summary of 2015 Oregon Ocean Salmon Seasons Including: Regulations, Effort, and Landings

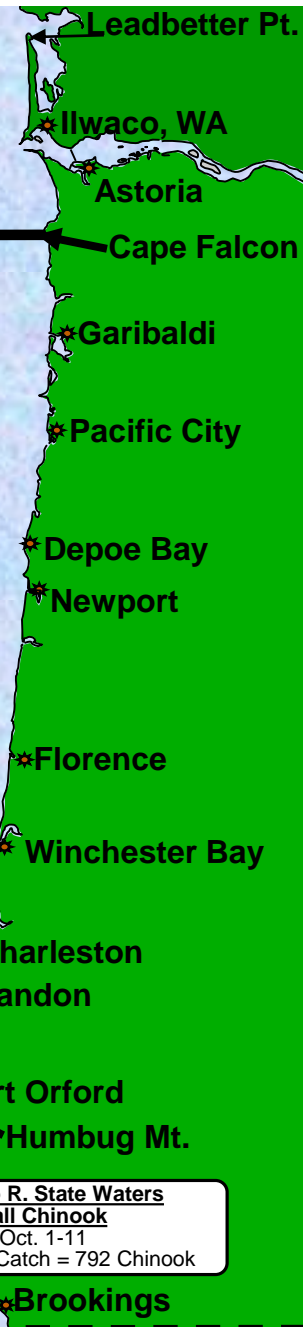




Oregon's Ocean Salmon Management Areas, Major Ports of Landing, and Klamath Management Zone Designations

Ocean Recreational Salmon Seasons Off Oregon, 2015

Mar-Apr | **MAY** | JUNE | JULY | AUG | SEPT. | OCT. | NOV.



North of Cape Falcon
 Fin-clipped Chinook Quota = 10,000
 (quota applied to US/Can to Cape Falcon)
 OR Catch = 36 Chinook
 WA Catch CR Area= 184 Chinook
 Total Catch All Areas = 1,171 Chinook
 May 30 – June 12

Leadbetter Pt. to Cape Falcon
 Fin-clipped Coho Quota = 79,400 (6/13-9/3)
 OR Catch = 7,409 Coho; WA Catch = 30,906 Coho
Non-selective coho quota = 15,300 (9/4-30)
 OR Catch = 1,431 Coho; WA Catch = 4,783 Coho
 Chinook Guideline = 15,000
 OR Catch = 2,712 Chinook; WA Catch = 9,230 Chinook
 June 13-Sept 30

Cape Falcon to Humbug Mt.
 All Salmon Except Coho

 (All Chinook within 15 fathoms off Tillamook between Twin Rocks and Pyramid Rock must be fin-clipped through July 31)

 No Quota; Catch = 5,510 Chinook
 March 15-Oct 31

Cape Falcon to Humbug Mt.
 Open for All Salmon
 (Non-selective Coho)

 Quota = 12,500 **20,700** Coho
 Catch = 4,445 Coho

 Sept. 4-30

Cape Falcon to OR/CA Border
 Open for All Salmon
 (Selective Coho)

 Quota = 55,000 clipped Coho
 Catch = 14,896 Coho
 (128 from S. of Humbug Mt.)








 June 27-Aug. 9

Humbug Mt. to OR/CA Border
 All Salmon Except Coho
 No Quota
 Catch = 392 Chinook

 May 1-Sept 7

Elk R. State Waters Fall Chinook
 Nov. 1-30
 No Quota
 (no catch estimate available)

Chetco R. State Waters Fall Chinook
 Oct. 1-11
 No Quota; Catch = 792 Chinook

-  All salmon except coho, 2 per day. All Chinook must have an adipose fin clip.
-  All salmon, 2 per day. All coho must have an adipose fin clip. No more than 1 Chinook prior to 8/29 then up to 2 Chinook.
-  All salmon except coho, 2 per day.
-  All salmon, 2 per day. All coho must have an adipose fin clip.
-  All salmon, 2 per day. Open for all salmon, and no fin-clip restriction on retained coho.
-  Chinook salmon, 2 per day, but no more than 1 non fin-clipped Chinook per day, and no more than 10 non fin-clipped Chinook in aggregate with Elk R., Sixes R., New R., and Floras Cr. Open inside waypoints that approximate 20 fathom curve from Cape Blanco to Humbug Mt. Redfish Rocks Marine Reserve closed to all fishing.
-  Chinook salmon, 2 per day, but no more than 1 non fin-clipped Chinook per day, and no more than 5 non fin-clipped Chinook for this season. Open inside 3 nautical miles from Twin Rocks to OR/CA border.

Other Regulations:

- 1) In the Stonewall Bank Yelloweye Rockfish Cons. Area, salmon fishing is limited to trolling on open "all depth halibut" days.
- 3) No more than 2 single point barbless hooks and one line when fishing for salmon or when a salmon is on board.
- 4) Minimum lengths: Chinook – 24", coho – 16", steelhead – 20"; no size restriction for pink, chum, or sockeye salmon.

North of Cape Falcon Recreational Seasons

MAY | JUNE | JULY | AUG | SEPT. | OCT.



US/Canada to Cape Falcon
Selective Chinook Season

Fin-clipped Chin. Quota = 10,000
(US/Canada to Falcon)
OR Catch = 36 Chinook
WA Catch CR Area = 184 Chin.
Total Catch All Areas = 1,171 Chin.
May 30-June 12


Leadbetter Pt. to Cape Falcon
All Salmon: Non-selective Coho


Non-Selective Coho Quota = 15,300
OR Catch = 1,431 Coho
WA Catch = 4,783 Coho
Total Catch = 6,214 Coho
Sept. 4-30


Leadbetter Pt. to Cape Falcon
All Salmon: Selective Coho

Fin-clipped Coho Quota = 79,400
OR Catch = 7,409 Coho
WA Catch = 30,906 Coho
Total Catch = 38,315 Coho
June 13 - ~~Sept 30~~ **Sept. 3**

Chinook Guideline = 15,000
OR Catch = 2,712 Chinook
WA Catch = 9,230 Chinook
Total Catch = 11,942 Chinook
June 13 - Sept 30

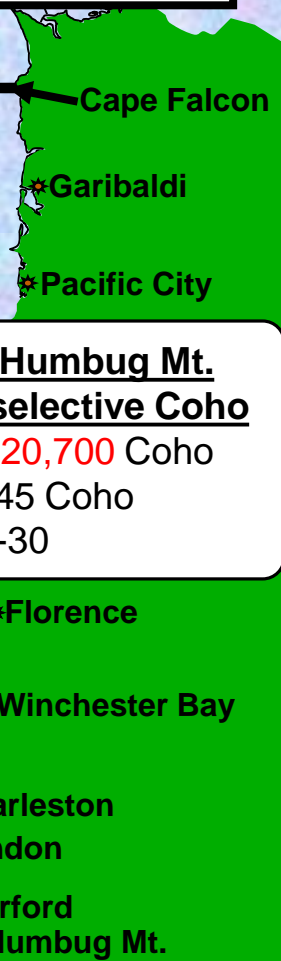
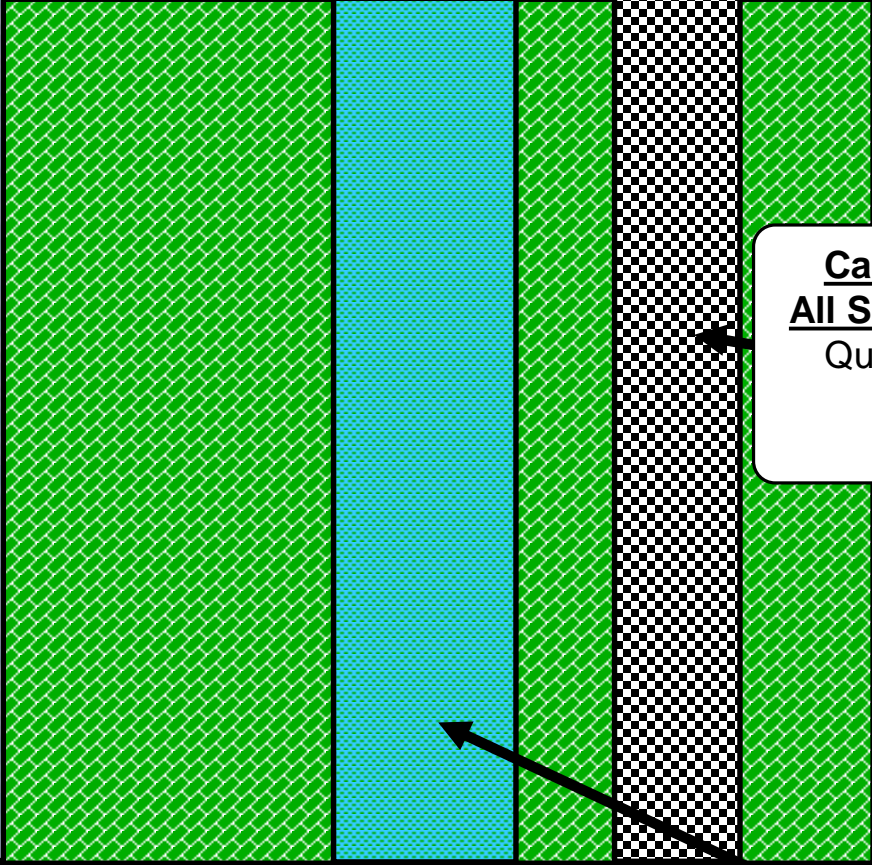
 All salmon except coho, 2 per day. All Chinook must have a healed adipose fin clip

 All salmon, 2 per day. All coho must have a healed adipose fin clip. No more than 1 Chinook **prior to 8/29, then no Chinook sub-limit.**

 All salmon, 2 per day. No fin-clip restriction on retained coho.

Cape Falcon to Humbug Mt. Recreational Seasons




Mar-Apr | MAY | JUNE | JULY | AUG | SEPT | OCT



Cape Falcon to Humbug Mt.
All Salmon: Non-selective Coho
 Quota = 12,500 **20,700** Coho
 Catch = 4,445 Coho
 Sept 4-30

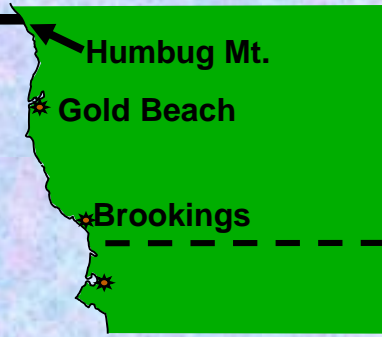
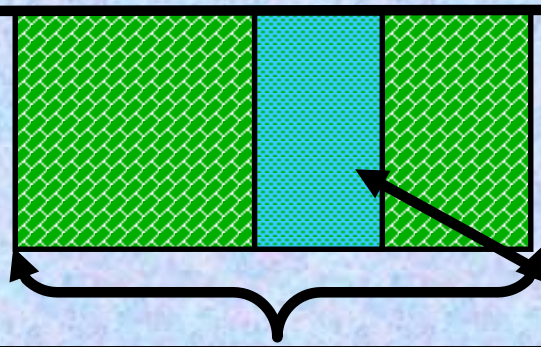
Cape Falcon to Humbug Mt.
Chinook Season
 (all Chinook within 15 fathoms off Tillamook between Twin Rocks and Pyramid Rock must be fin-clipped through July 31)
 No Quota
 Catch = 5,506 Chinook
 March 15-Oct 31

Cape Falcon to OR/CA Border
All Salmon: Selective Coho
 Quota = 55,000 fin-clipped Coho
 Catch = 14,896 Coho (14,768 from Falcon to Humbug)
 June 27-Aug. 9

-  All salmon except coho, 2 per day
-  All salmon, 2 per day. All coho must have a healed adipose fin clip
-  All salmon, 2 per day. Open for all salmon (no fin-clip restriction on retained coho)


South of Humbug Mt. Recreational Seasons


[MAY | JUNE | JULY | AUG | SEPT | OCT]



Humbug Mt. to OR/CA Border
Chinook Season
Catch = 392 Chinook
May 1-Sept. 7

Cape Falcon to OR/CA Border
All Salmon: Selective Coho
Quota = 55,000 fin-clipped Coho
Catch = 14,896 Coho
(128 from Humbug Mt. to OR/CA Border)
June 27-Aug. 9

 All salmon except coho, 2 per day

 All salmon, 2 per day. All coho must have a healed adipose fin clip

State Waters Fall Chinook Recreational Seasons

OCT. | NOV.

Elk R. State Waters Fall Chinook

No Quota
no catch estimate available
(2012 catch of 8 Chinook)
Nov. 1-30

Chetco R. State Waters Fall Chinook

No Quota
Catch = 792 Chinook
Oct. 1-11




Cape Blanco


Port Orford

Humbug Mt.

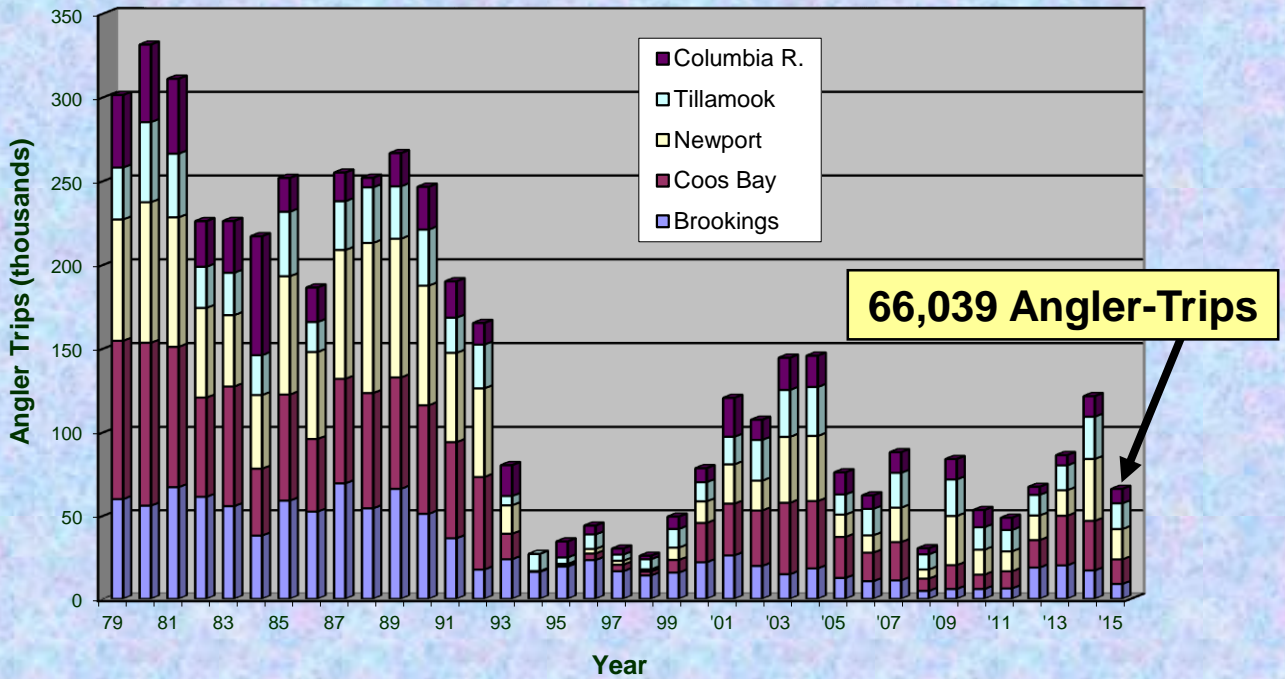
Twin Rocks

Brookings

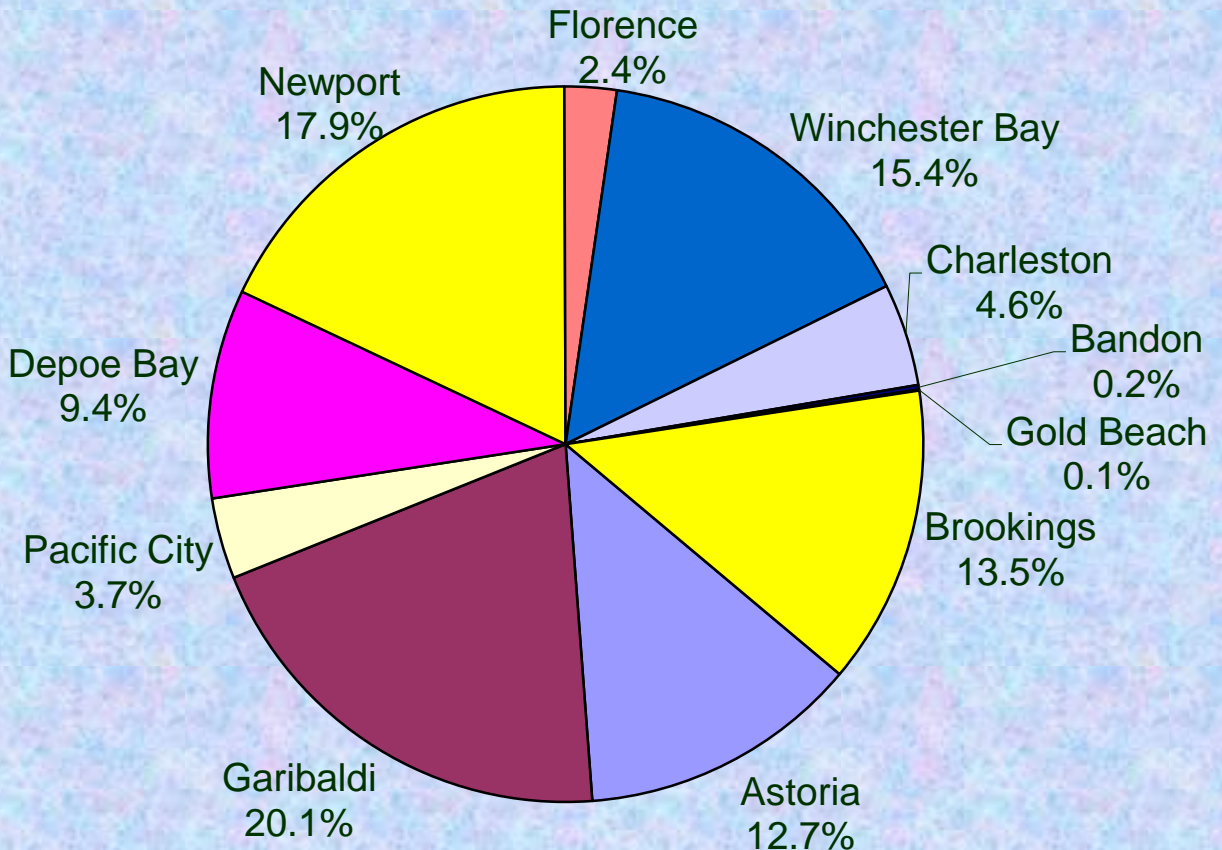
 Chinook salmon only, 2 per day but no more than one may be non-finclipped (season limit of 10 non-finclipped in aggregate with local streams). Open inside ~20 fathoms

 Chinook salmon only, 2 per day but no more than one may be non-finclipped and no more than 5 non-finclipped per season. Open in state waters (0-3 miles)

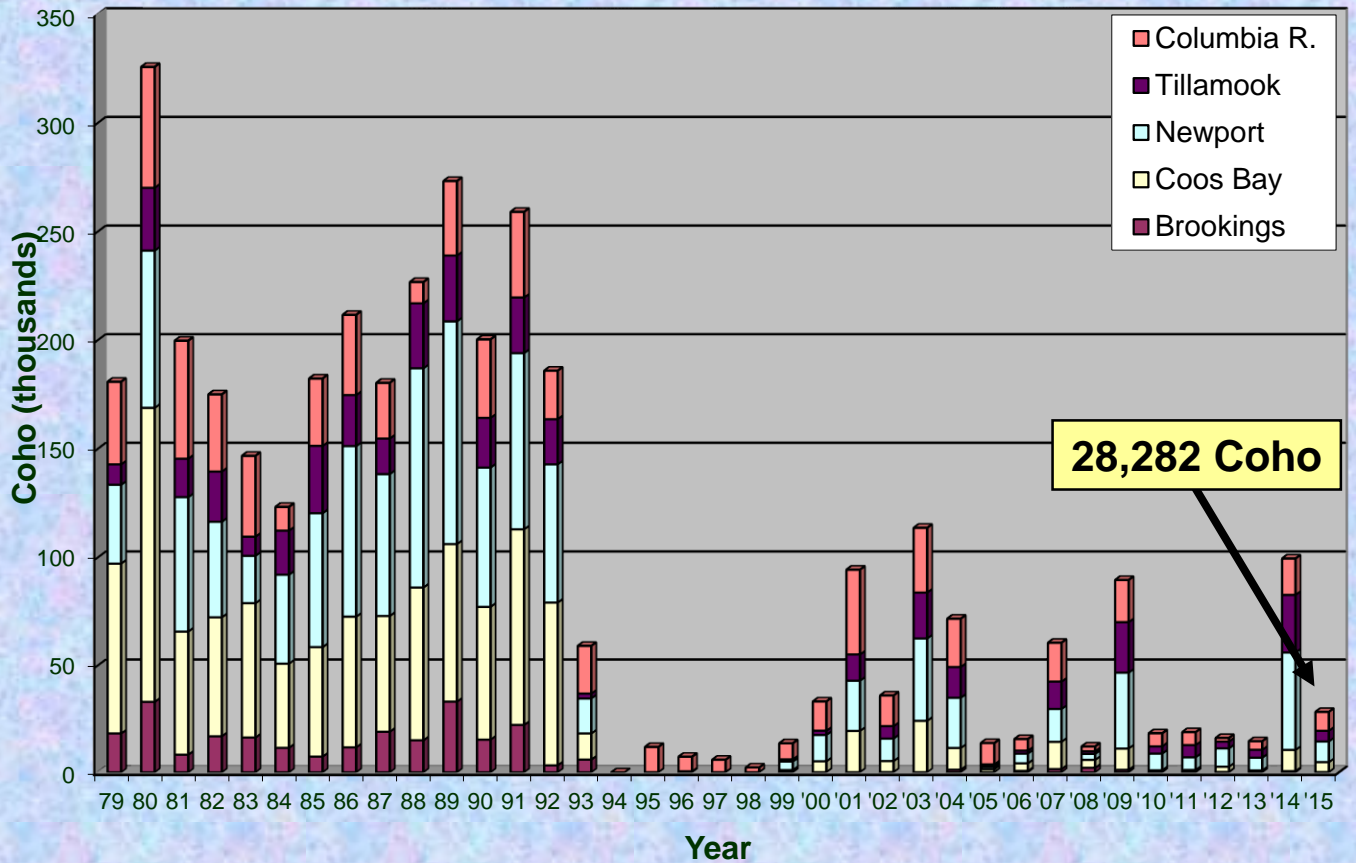
Ocean Sport Salmon Angling Effort by Area



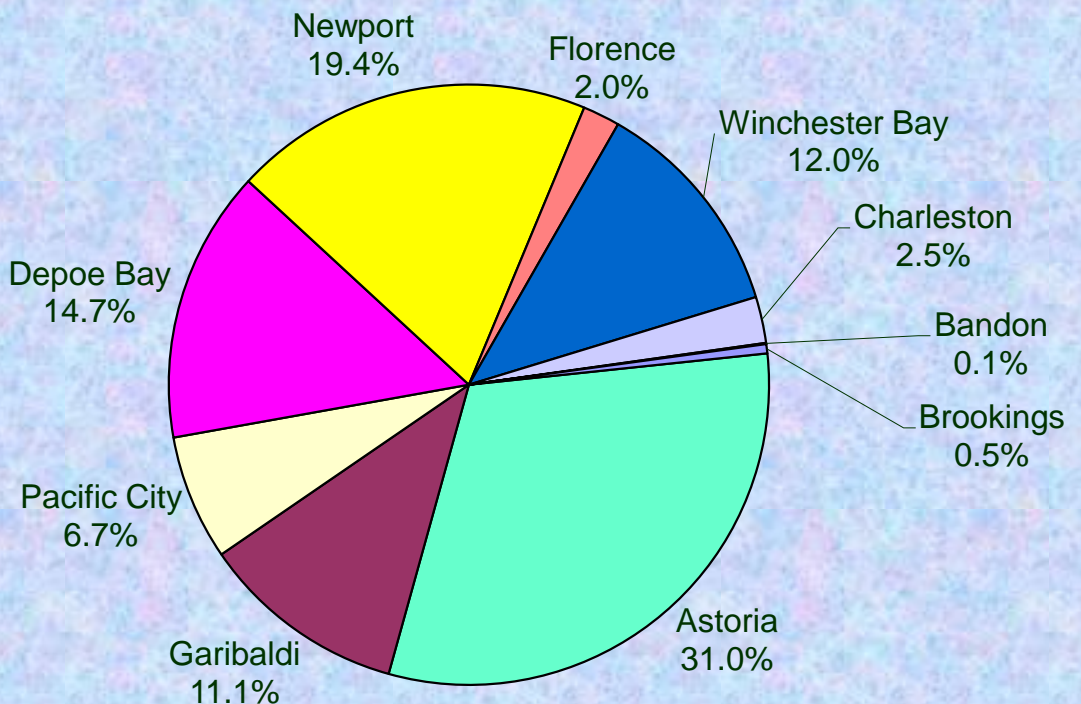
Ocean Sport Salmon Angling Effort by Port, 2015



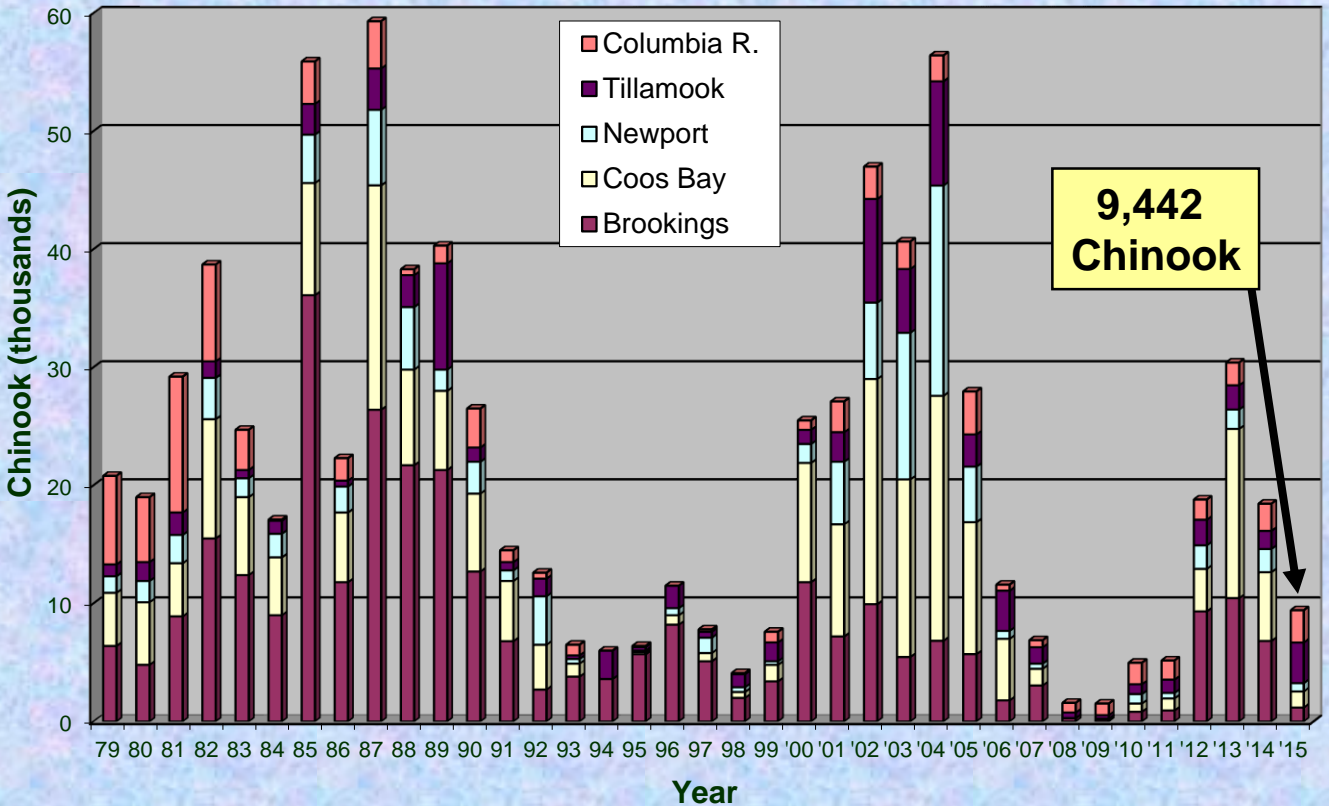
Ocean Sport Coho Landings by Area



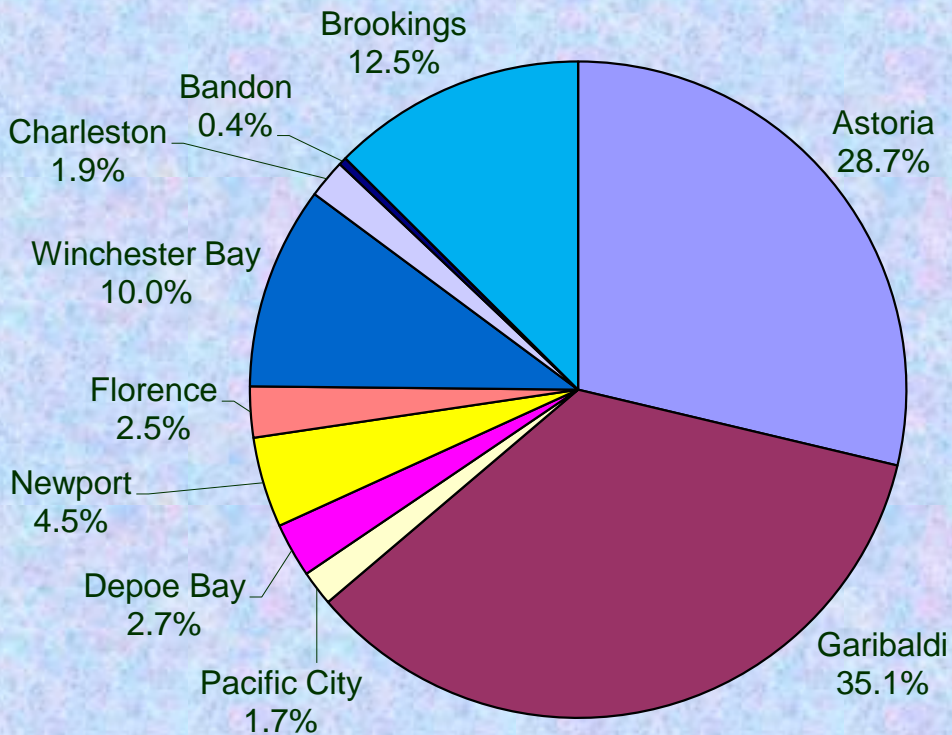
Sport Coho Landings by Port, 2015



Ocean Sport Chinook Landings by Area

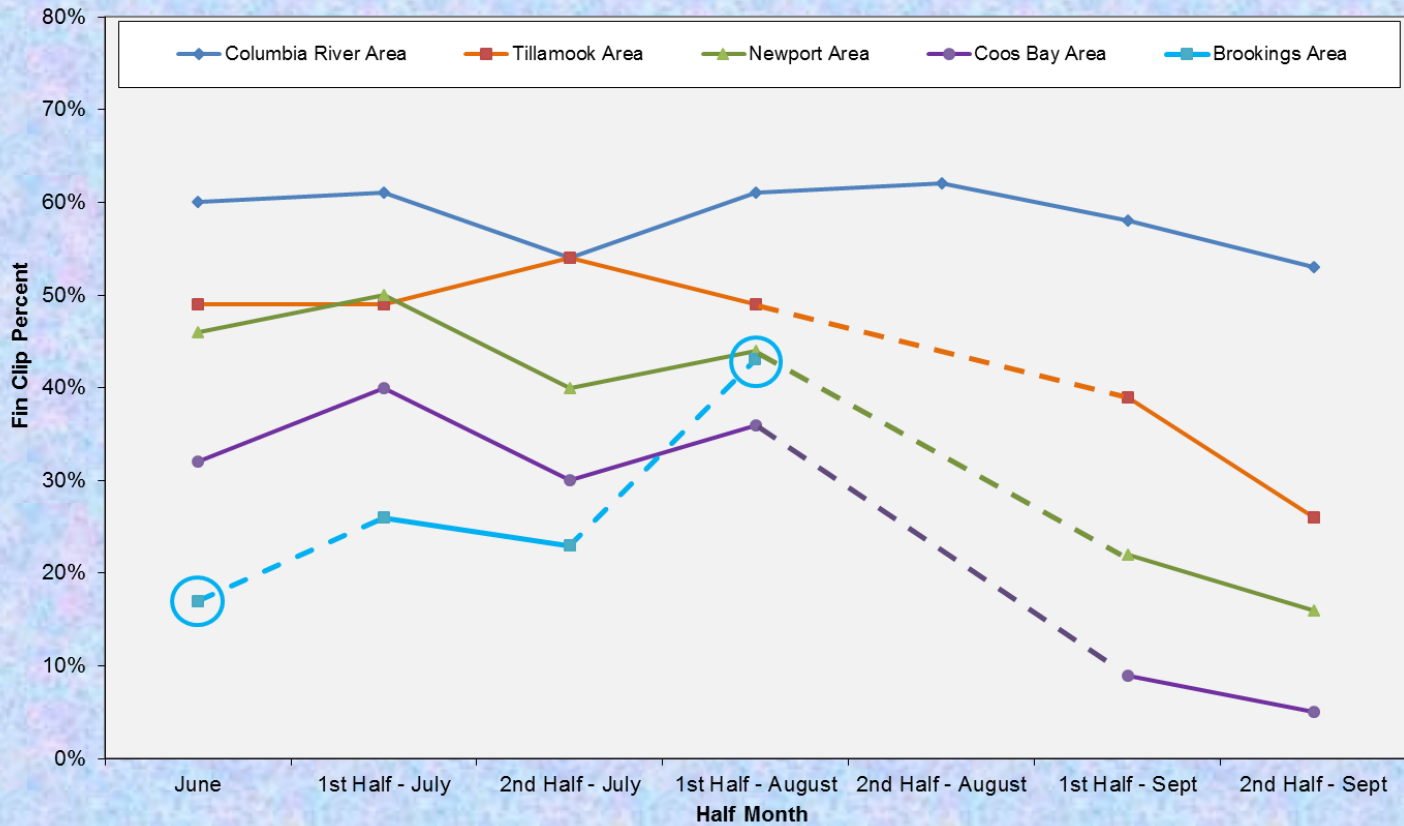


Sport Chinook Landings by Port, 2015



Oregon Recreational Ocean Coho Salmon Mark Rate In Half Month Increments by Catch Area, 2015

(Total reported released Coho used during selective periods to estimate non-marked Coho;
note that dashed lines and/or circled data points have low sample sizes)



| 2015 Observed and Forecast Coho Ad-clip Rates (Forecast Rate 2014/2015): | Columbia River Ocean Catch Area | Tillamook Ocean Catch Area | Newport Ocean Catch Area | Coos Bay Ocean Catch Area | Brookings Ocean Catch Area |
|---|---------------------------------|----------------------------|--------------------------|---------------------------|----------------------------|
| 6/13-30 CR | 60% | 49% | 46% | 32% | 17% |
| 6/27-30 SOF | (78%/71%) | (70%/62%) | (66%/58%) | (57%/50%) | (51%/44%) |
| 7/1-15 | 61% | 49% | 50% | 40% | 26% |
| | (76%/70%) | (64%/58%) | (60%/54%) | (51%/47%) | (35%/33%) |
| 7/16-31 | 54% | 54% | 40% | 30% | 23% |
| | (76%/70%) | (64%/58%) | (60%/54%) | (51%/47%) | (35%/33%) |
| 8/1-15 CR | 61% | 49% | 44% | 36% | 43% |
| 8/1-9 SOF | (71%/65%) | (56%/53%) | (54%/52%) | (36%/37%) | (29%/28%) |
| 8/16-31 CR | 62% | NA | NA | NA | NA |
| | (71%/65%) | (56%/53%) | (54%/52%) | (36%/37%) | NA |
| 9/1-15 CR | 58% | 39% | 22% | 9% | NA |
| 9/4-15 SOF | (68%/67%) | (48%/40%) | (43%/39%) | (27%/23%) | NA |
| 9/16-30 | 53% | 26% | 16% | 5% | NA |
| | (68%/67%) | (48%/40%) | (43%/39%) | (27%/23%) | NA |

Ocean Commercial Troll Salmon Seasons Off Oregon, 2015

MAR. APRIL MAY JUNE JULY AUG. SEPT. OCT. NOV.

All Salmon Except Coho
 May 1-29-June-30
6/5-23 Fri-Tues with open period limits of 40 Chin through 6/16, then 80 Chin. For 6/19-23
 Chinook Quota = 40,200
 (no more than 15,000 between Leadbetter Pt. and Cape Falcon)
 OR Landings: 8,302 Chin.
 WA Landings: **23,900** Chin.

All Salmon – All Coho Must be Fin-Clipped **prior to 9/18 then no fin-clip restriction**
 Open July 1-7, and each Fri-Tues July 10 - Sept. 22
 Chin. Quota = **27,830**; Fin Clipped Coho Quota = 19,200 **prior to 9/18; then 6,100 non-mark selective coho quota for 9/18-22**
 Open period Chinook limits: 50 Chin. for 7/1-7 and 8/14-18; 75 Chin. from 7/10-8/11; 40 Chin. from 8/20-25 and 9/4-22; and 35 Chin. from 8/28-9/1.
 Open period Coho limits: 50 fin-clipped coho from 7/1-9/15; and 80 coho from 9/18-22
 OR Landings: 2,548 Chinook and 2,188 coho
 WA Landings: **14,714** Chinook and **10,943** coho

All Salmon Except Coho
 April 1-Aug. 27; and Sept. 2-30
 No Chinook Quota
 Prior to Aug.1, within the 15 fathom curve off Tillamook Bay between Twin Rocks and Pyramid Rock, only fin-clipped Chinook salmon may be on board while fishing.
 60 Chinook per vessel per landing week (Thurs - Weds) in September
 Chinook Landings: 85,984
 (83,848 through August; 2,132 in Sept.)

60 Chinook per landing week (Thurs - Wed)

State Waters Tillamook Chinook
 Oct. 1-31; No Quota
 20 Chin. per day
 Landings = 182 Chinook

State Waters - Elk Chinook
 Oct. 15 - Nov.30; No Quota
 20 Chinook per day
 Landings = 2,791 Chinook
 26" min. length

State Waters Chetco Chinook
 Oct. 12-17, 21, 23-24, and 27-31 or Chin. Quota = 600
 20 Chin. per day through Oct. 17, then 10 Chin. per day
 Landings = 635 Chinook
 Mandatory call-in


All Salmon Except Coho
 April 1 - May 31
 No Quota
 Chin. Landings: 1,185

All Salmon Except Coho
 June 1-26; July 1-2; and July 5 - Aug.27;
 Quotas: June 1,800, July **1,184** 4,000, and Aug. **772** 500
 Single Daily Landing and Possession Limit of 30 Chinook in June, **15 Chin. for July 1-2; and 25 Chin. for July 5-Aug 27.**
 Chinook Landings: 1,528 June; 769 July; and 105 Aug.

- All salmon except coho. Vessels landing South of Leadbetter Pt., WA may only fish South of Leadbetter Pt. Vessels fishing North of Leadbetter Pt., must land their catch North of Leadbetter Pt. Landings restricted to within the open area and Garibaldi only. Must land all catch within 24 hours of any closure. Chinook 28" minimum length. All landings into Oregon must be reported within one hour of landing at (541)867-0300 ext. 271 or to nfallcon.trollreport@state.or.us
- All salmon. All retained coho must have a healed adipose fin clip **through 9/17 then no fin-clip restriction**. Vessels landing South of Leadbetter Pt., WA may only fish South of Leadbetter Pt. Vessels fishing North of Leadbetter Pt., must land their catch North of Leadbetter Pt. Landings restricted to within the open area and Garibaldi only. Must land all catch within 24 hours of any closure. Open July 1-7, and each Fri-Tues July 10 – Sept. 22 Open period limits varied throughout season. Chinook 28" minimum length, coho 16" minimum length. All landings into Oregon must be reported within one hour of landing at (541)867-0300 ext. 271 or to nfallcon.trollreport@state.or.us
- All salmon except coho. All fish must be landed into Oregon. No more than 4 spreads per wire. Chinook 28" minimum length.
- All salmon except coho. Landing and possession limit of 20 Chinook per day through June, **15 Chinook per day for July 1-2, and 25 Chinook per day from July 5- Aug. 27.** All fish must be landed and delivered to Gold Beach, Port Orford, or Brookings and within 24 hours of any closure. No more than 4 spreads per wire. Chinook 28" minimum length. Quota remaining from the June and/or July seasons will be carried forward to the next quota period on an impact neutral basis. All landings must be reported within one hour of delivery at (541)867-0300 ext. 252

Incidental Troll Halibut: (All retained halibut must be no less than 32 inches). Open April 1-Aug. 6 with limit s of 1 Halibut per 4 Chinook + 1 Halibut, & no more than 12 Halibut per trip; beginning Aug. 7 trip limit reduced to 2 halibut per trip, season closed on Aug. 20.

North of Cape Falcon Commercial Troll Seasons



May 1-**29** (all days)
No Landing Limits

**Open Periods of Fri-Tues
from June 5-23**

**Open Period Limits:
6/5-16 – 40 Chin.
6/19-23 – 80 Chin.**

Chinook Quota = 40,200
OR Catch = 8,302 Chin.
WA Catch = **23,900** Chin.


All Salmon – All coho must be fin-clipped
through **9/15 then no fin clip 9/18-22**


Open 7/1-7, and each Fri-Tues 7/10-9/22
Chinook Quota = **27,830**;
Coho Quota = 19,200 (**6,100 non-
selective**)

Open period Chinook limits: 50 Chin. for
7/1-7 and 8/14-18; **75 Chin. from 7/10-
8/11; 40 Chin. from 8/21-25 and 9/4-22;
and 35 Chin. from 8/28-9/1.**

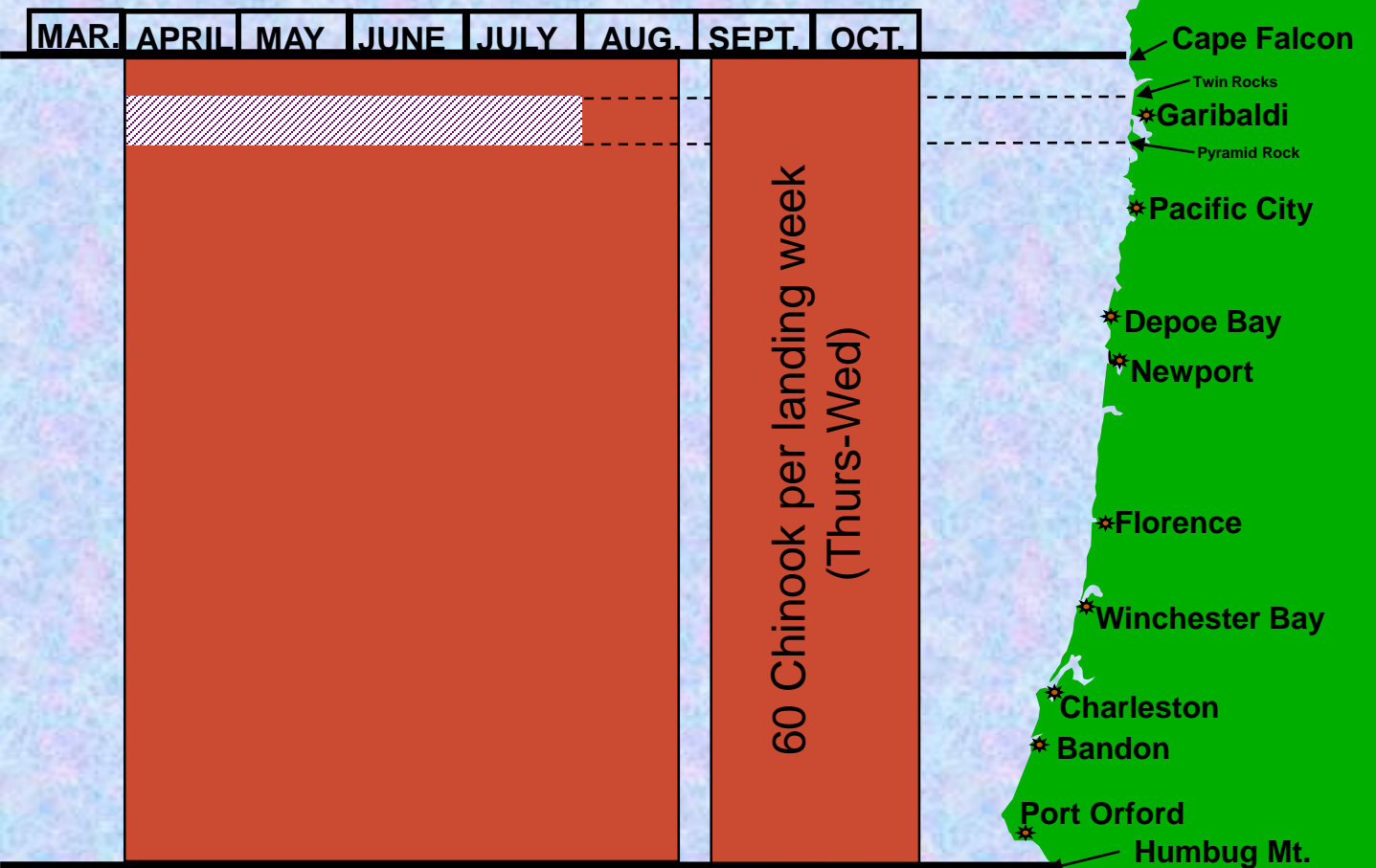
Open period Coho limits: 50 fin-clipped
coho from 7/1-**9/15 and 80 coho (all) from
9/18-22**

OR Catch: 2,548 Chin. and 2,188 coho
WA Catch: **14,714** Chin. and **10,943** coho

 All salmon except coho. Vessels landing South of Leadbetter Pt., WA may only fish South of Leadbetter Pt. Landings restricted to within the open area and Garibaldi only. Mandatory reporting at time of landing.

 All salmon. Vessels landing South of Leadbetter Pt., WA may only fish South of Leadbetter Pt. Landings restricted to within the open area and Garibaldi only. Various open period landing and possession limits. Mandatory reporting at time of landing.

Cape Falcon to Humbug Mt. Commercial Troll Seasons



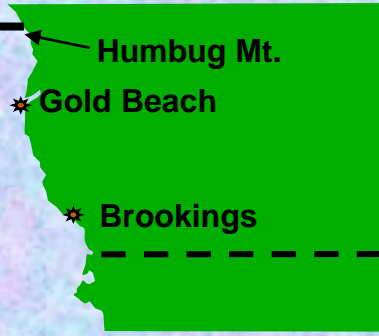

All Salmon Except Coho
 April 1 – Aug. 27; and Sept. 2 - 30
 No Chinook Quota

60 Chin. per vessel per landing week (Thurs-Weds) in Sept.

Chinook Landings: 85,884 (83,848 through Aug.; 2,136 in Sept.)

- All salmon except coho. All fish must be landed into Oregon. No more than 4 spreads per wire. Chinook 28" minimum length.
- All salmon except coho. Through July 31, all Chinook on board vessel must be fin clipped if fishing within 15 fathoms off Tillamook Bay (Twin Rocks to Pyramid Rock).

South of Humbug Mt. Commercial Troll Seasons





All Salmon Except Coho
 April 1 - May 31
 No Quota
 Chin. Catch: 1,185

All Salmon Except Coho
 June 1-**26** ~~30~~; July 1-**2** ~~31~~; and **July 5**-Aug. 27

Quotas: June 1,800, July **1,184** ~~4,000~~, and Aug. **772** ~~500~~
 Single Daily Landing and Possession Limit of 30 Chinook through June; **15 Chinook July 1-2; and 25 Chinook July 5-Aug. 27**

Chin. Catches: 1,528 June; 769 July; and 105 Aug.

-  All salmon except coho. No more than 4 spreads per wire. Chinook 28" minimum length.
-  All salmon except coho. All fish must be landed and delivered to Gold Beach, Port Orford, or Brookings and within 24 hours of any closure. No more than 4 spreads per wire. Chinook 28" minimum length. Quota remaining from the June and/or July seasons will be carried forward to the next quota period on an impact neutral basis. Mandatory reporting at time of landing.

State Waters Fall Chinook Commercial Troll Seasons

State Waters Tillamook Chinook

Oct. 1-31; No Quota

Open inside 3 miles

Daily landing and possession

limit of 20 Chinook

Landings = 219 Chinook

OCT. | NOV.



Twin Rocks
Garibaldi
Pyramid Rock

State Waters Elk Chinook

Oct. 15 - Nov. 30; No Quota

Open inside line at ~20 fathoms

Daily landing and possession

limit of 20 Chinook

Landings = 2,791 Chinook

26" min. length



Cape Blanco
* Port Orford
Humbug Mt.

State Waters Chetco Chinook

Oct. 12-17, 21, 23-24, and 27-31

or Chin. Quota=600

Daily landing and possession
limit of 20 Chinook through 10/17,

then 10 Chinook through 10/31


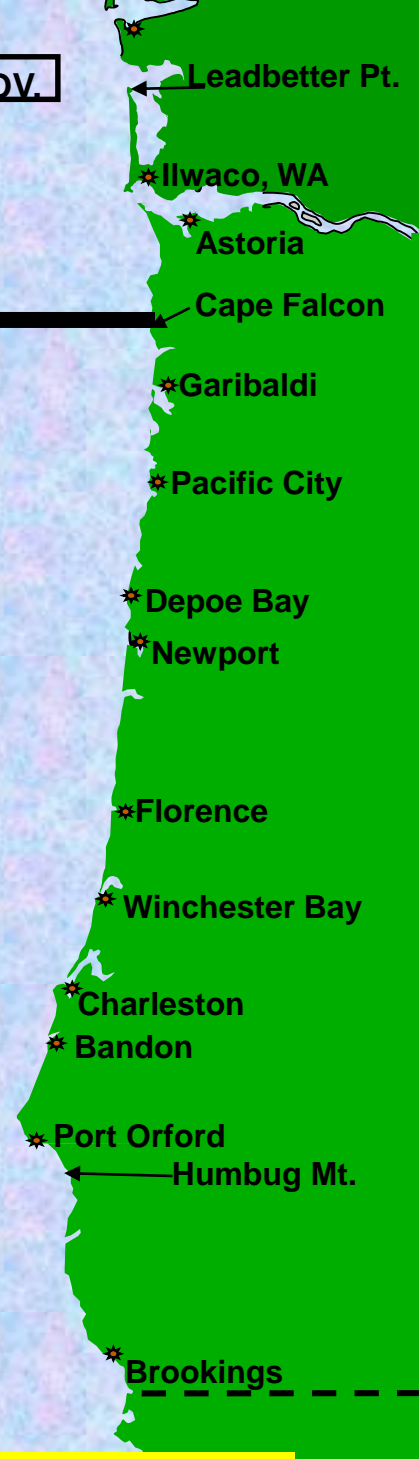
Landings = 635 Chinook

Mandatory call-in at time of landing





Twin Rocks
* Brookings

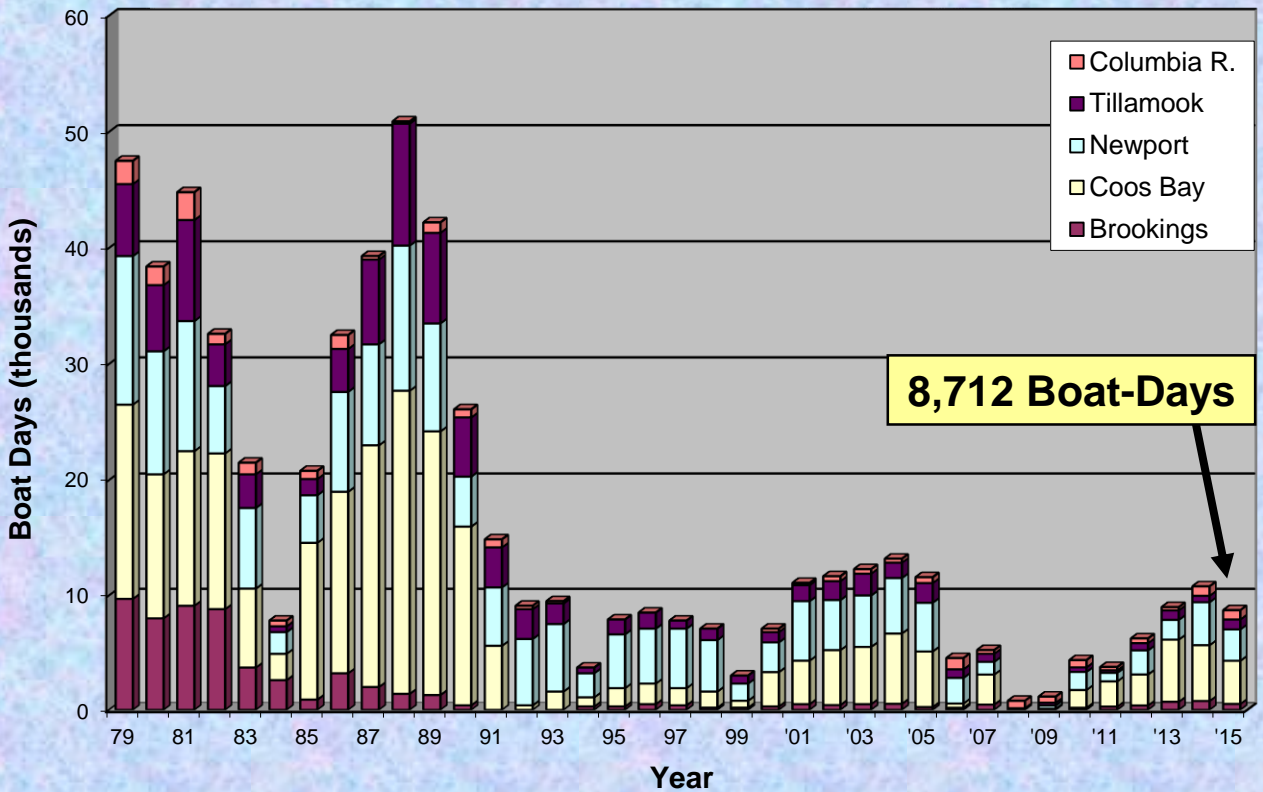
MAR. APRIL MAY JUNE JULY AUG. SEPT. OCT. NOV.



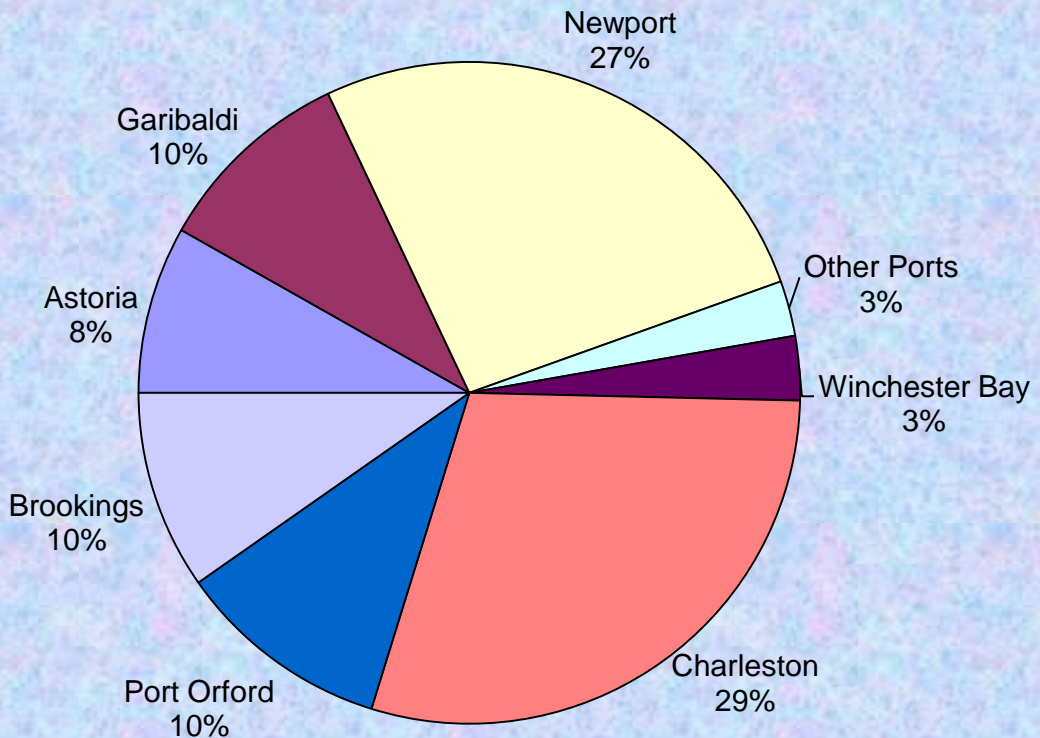
Troll Halibut Regulations (overlay on salmon seasons):

-  5/1-8/6: 1 Halibut per 4 Chinook + 1 Halibut & 12 Halibut/trip
-  8/7-20: 1 Halibut per 4 Chinook + 1 Halibut & 2 Halibut/trip

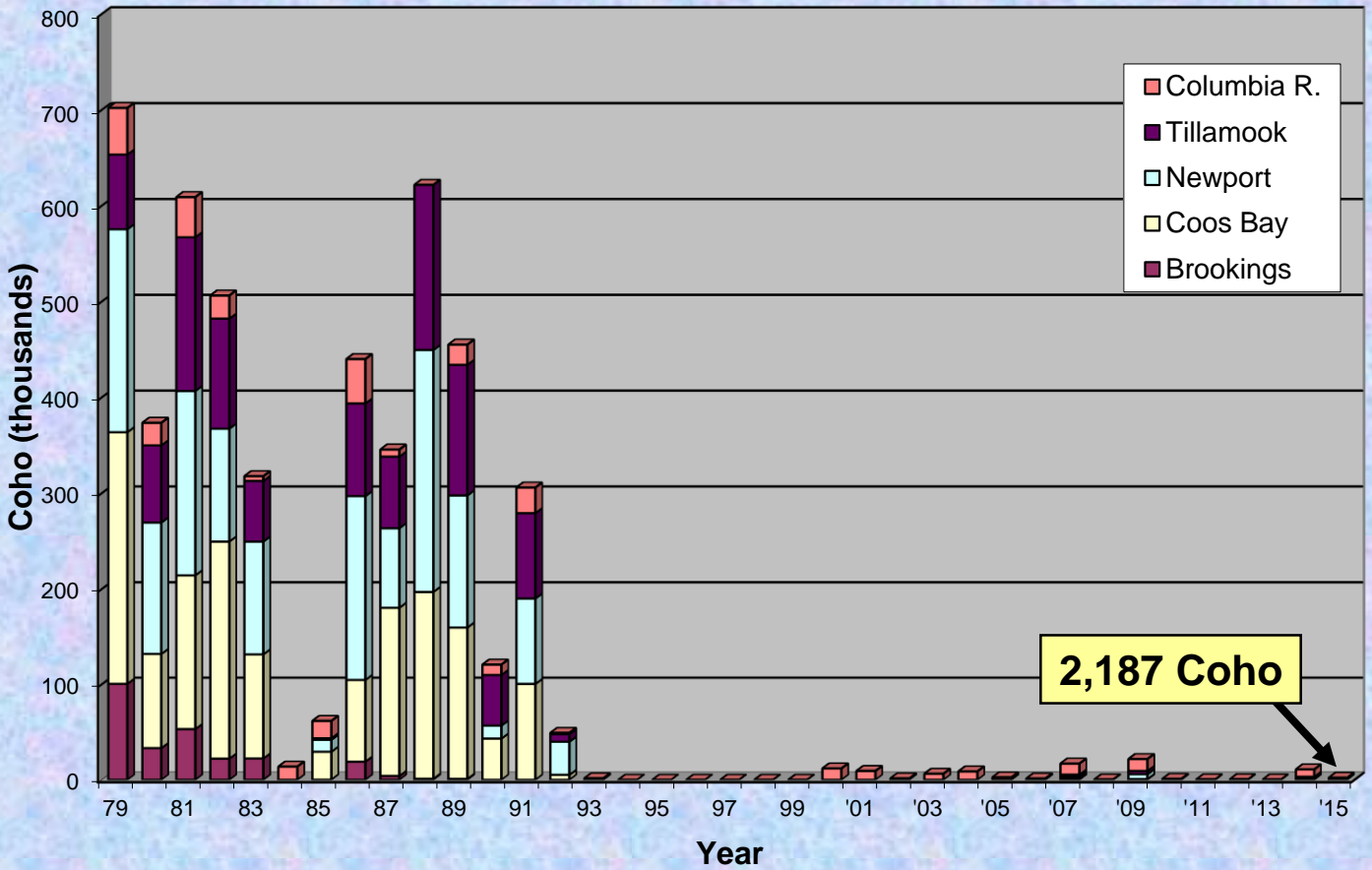
Troll Salmon Fishing Effort by Area



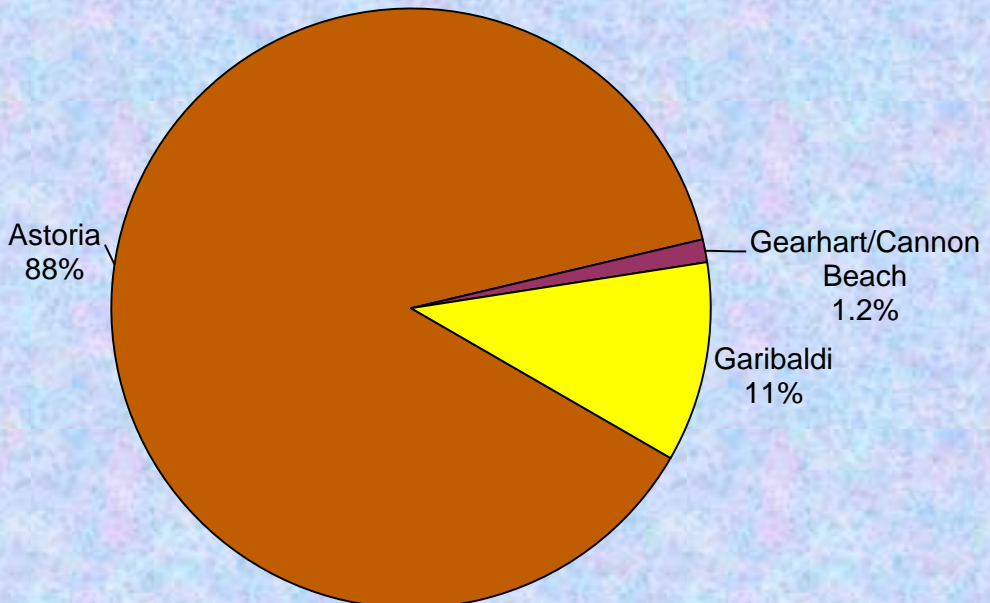
Troll Salmon Effort (Deliveries) by Port, 2015



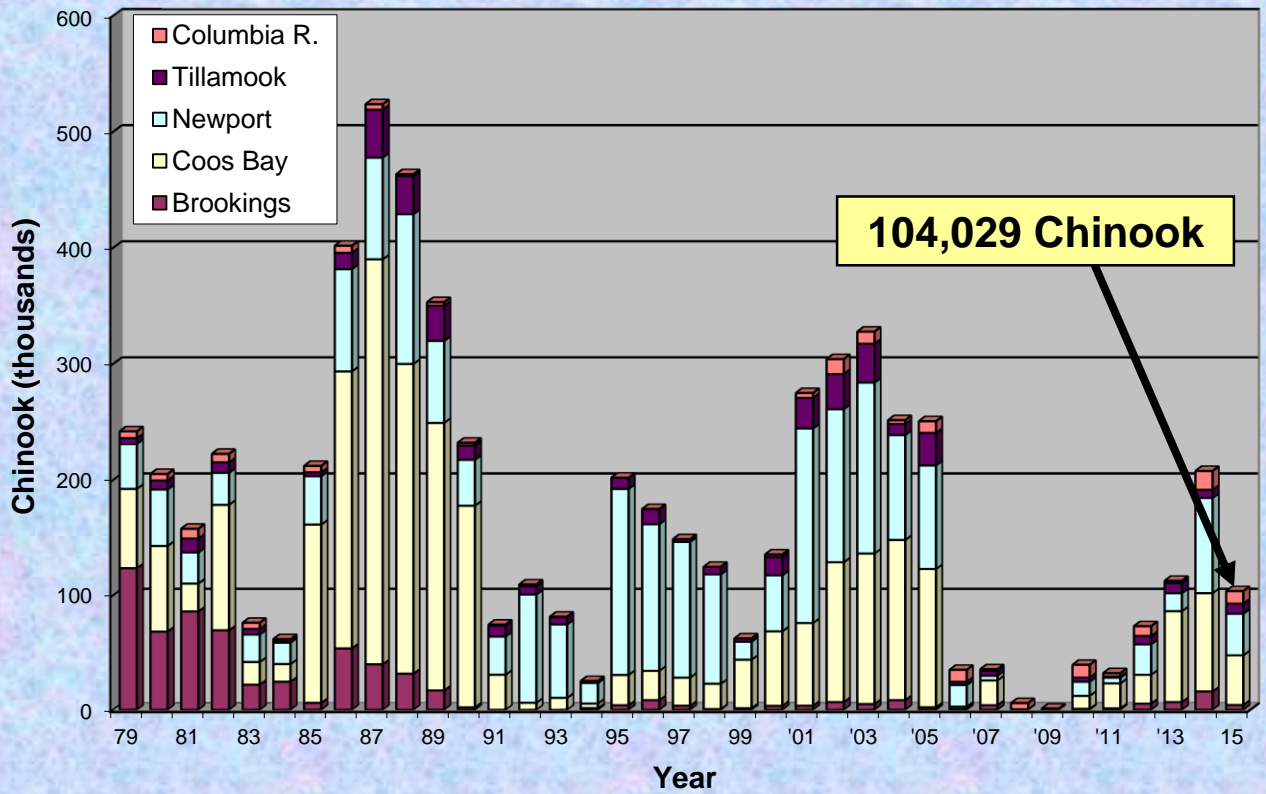
Troll Coho Landings by Area



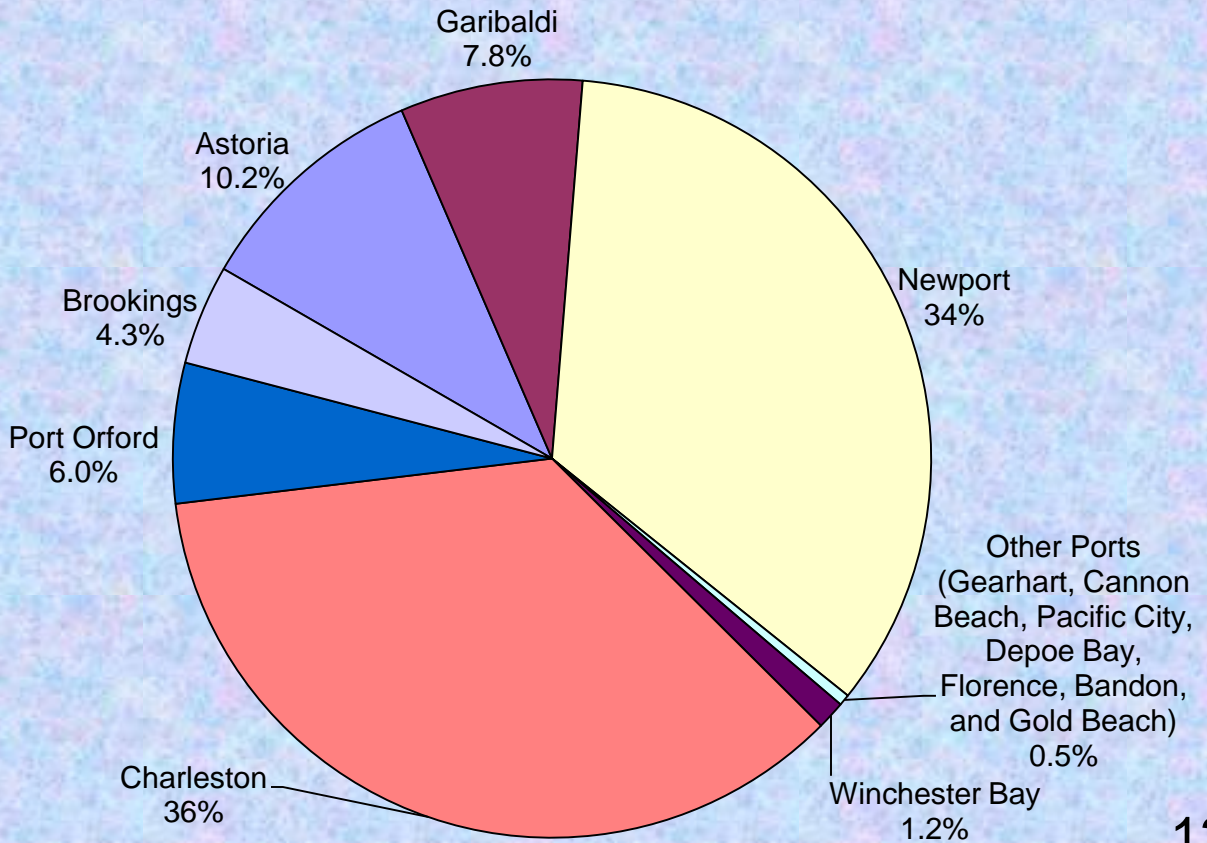
Troll Coho Landings by Port, 2015



Troll Chinook Landings by Area



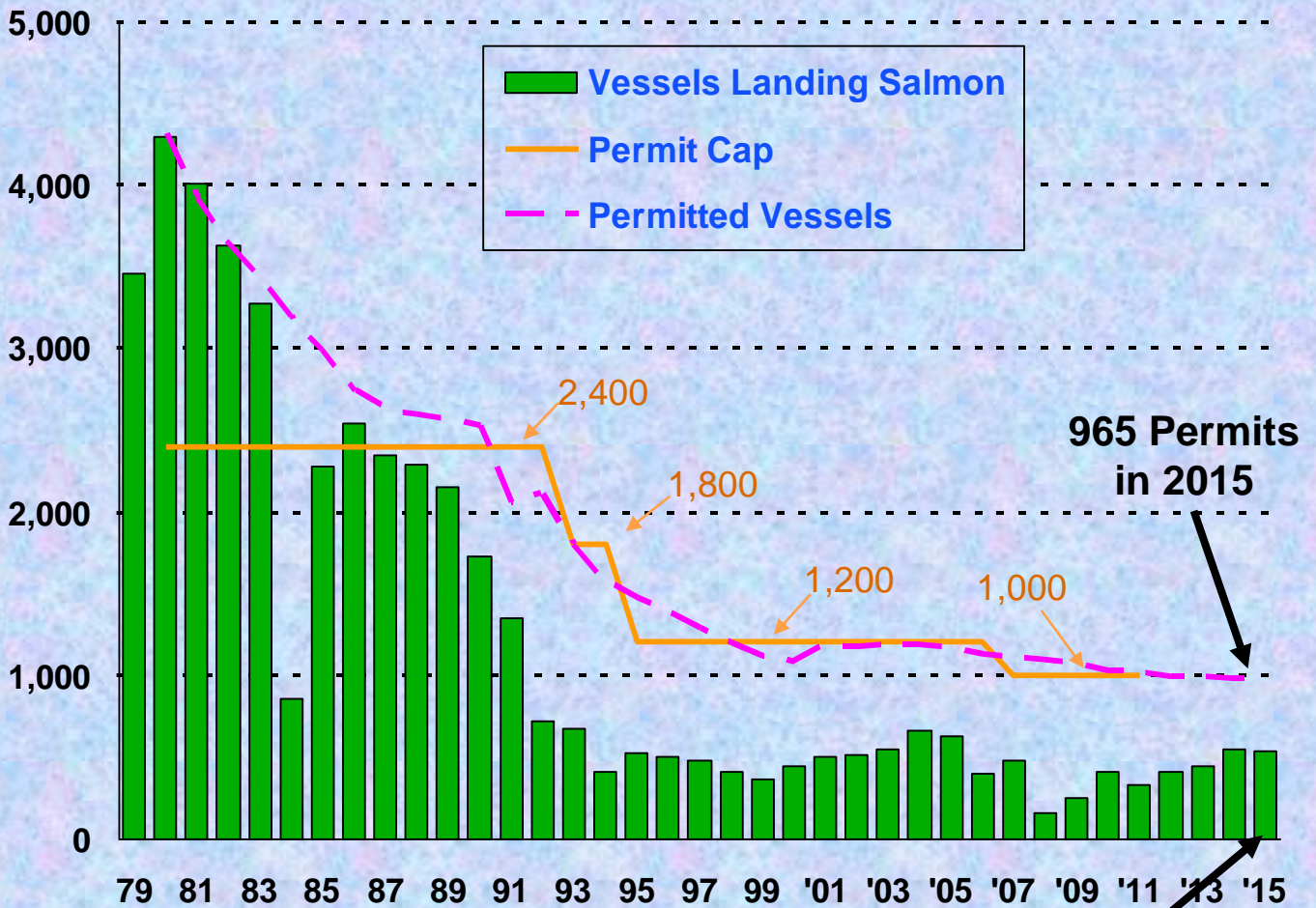
Troll Chinook Landings by Port, 2015



Select Additional Graphics:

Note these are not included in the printed packet

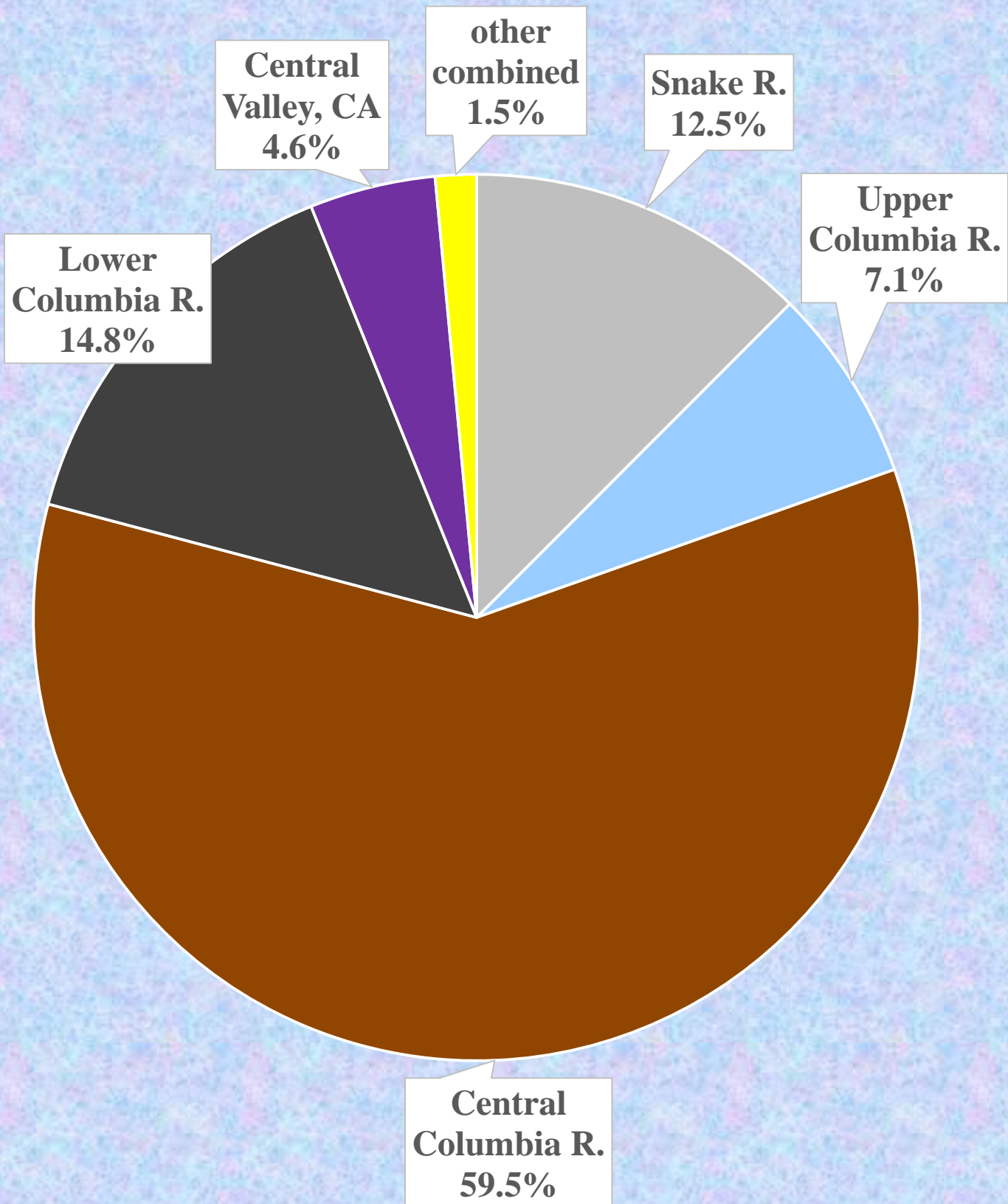
All information provided is preliminary



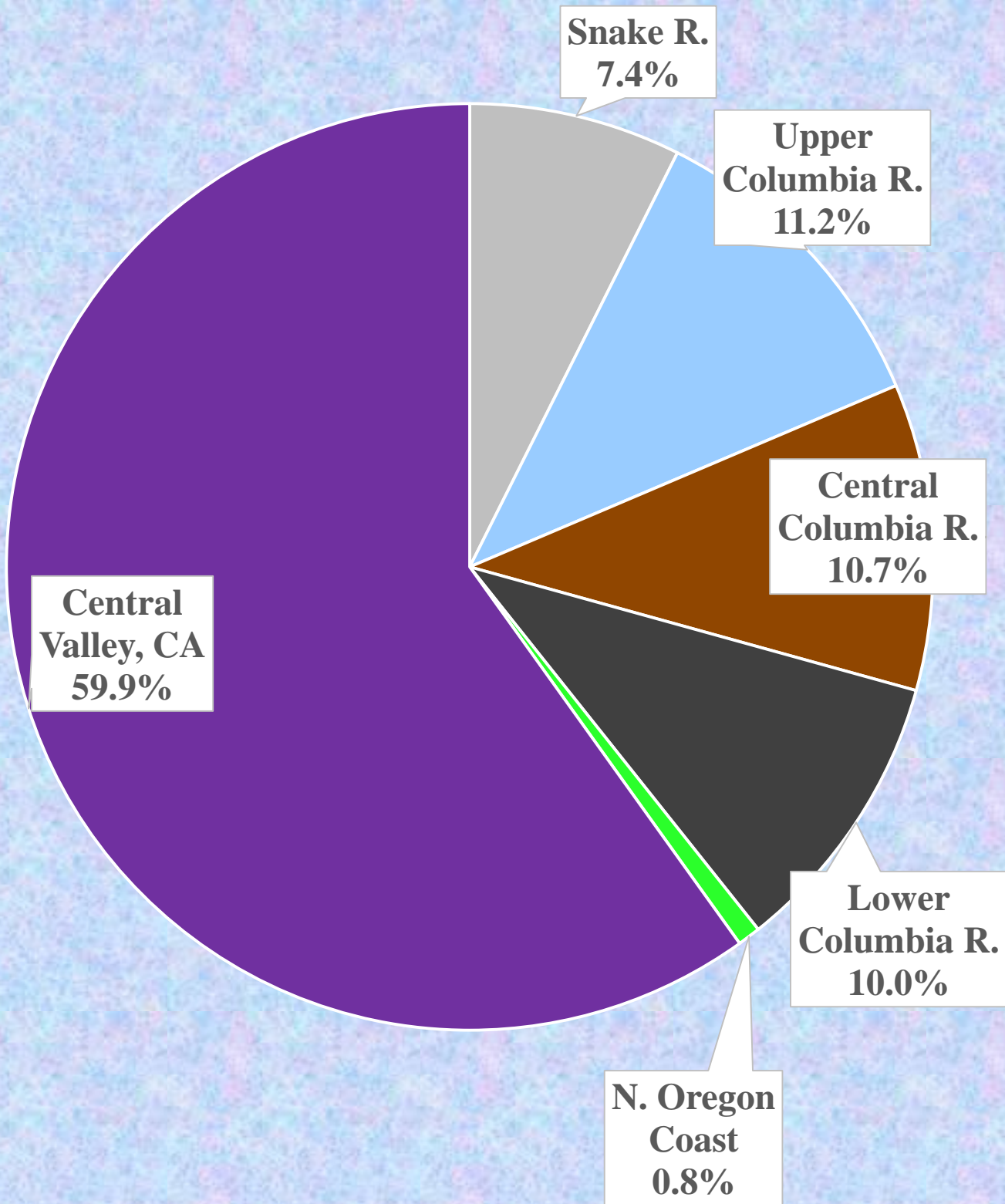
**486 Vessels
with Landings
in 2015**

**965 Permits
in 2015**

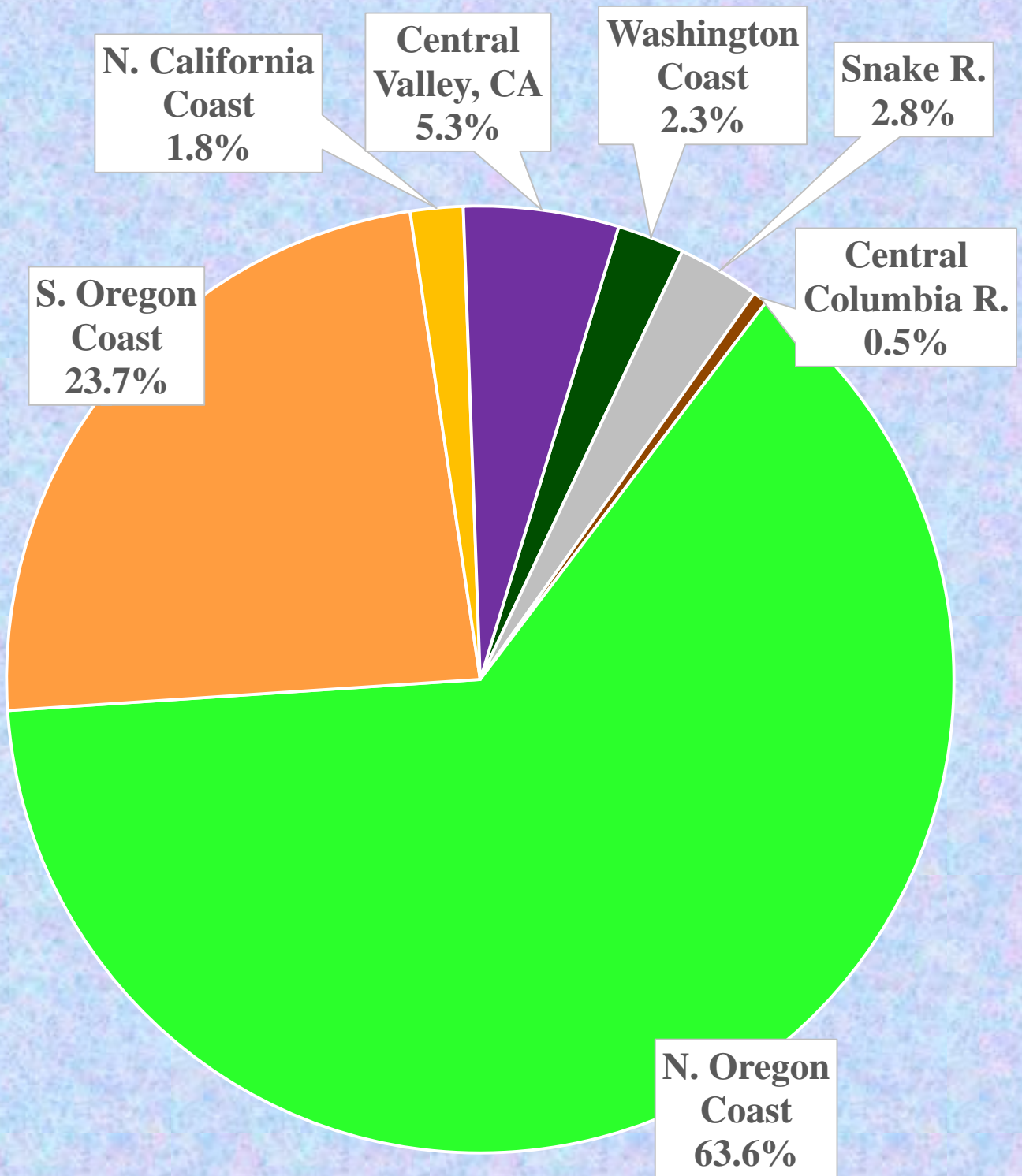
**North of Cape Falcon Sport Non-Selective
Chinook CWT Hatchery Stock Contribution:
June 13 - September 30, 2015 (n=110)**



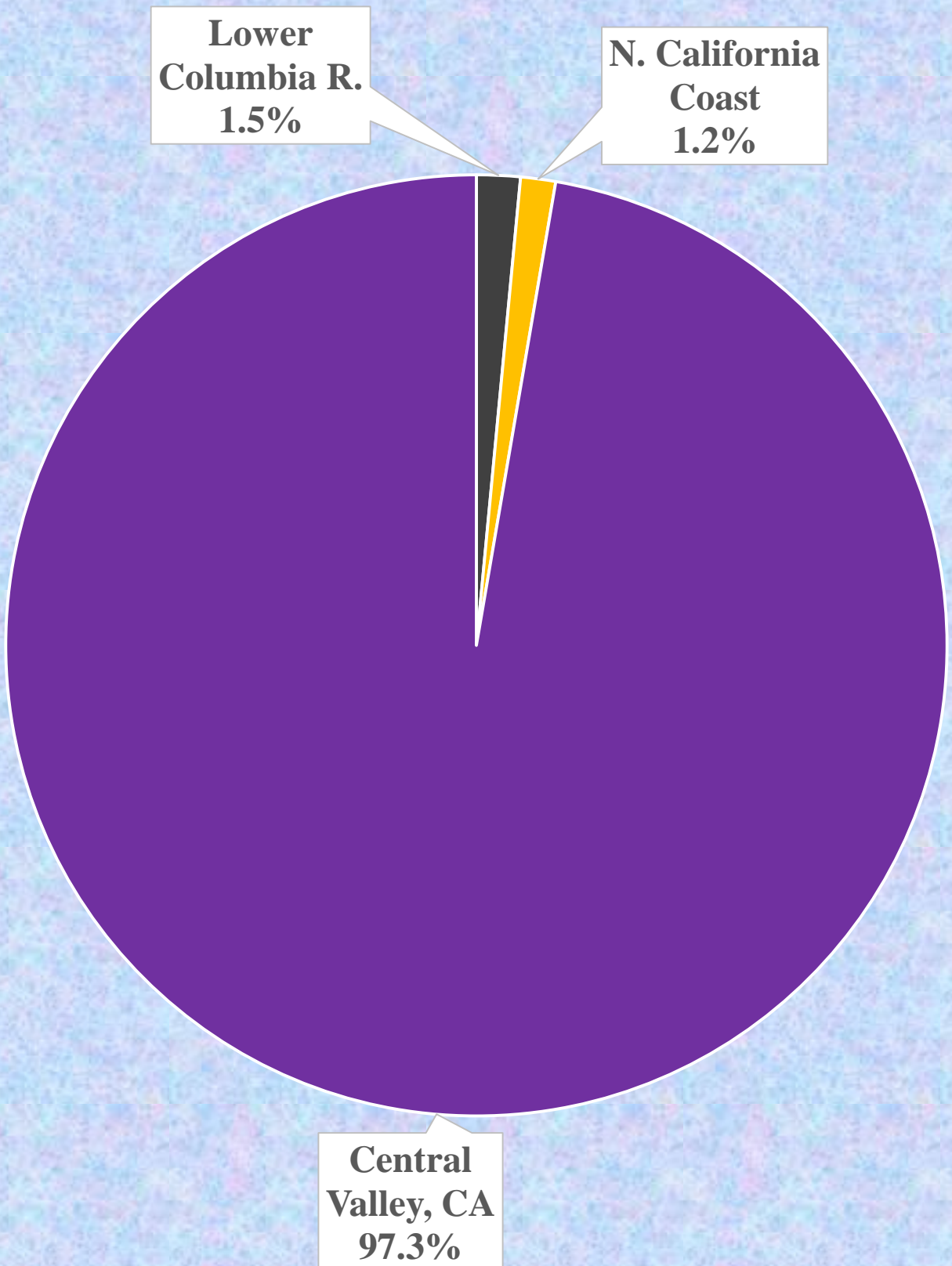
**Cape Falcon to Humbug Mt. Sport Chinook
CWT Hatchery Stock Contribution:
March – August, 2015 (n=66)**



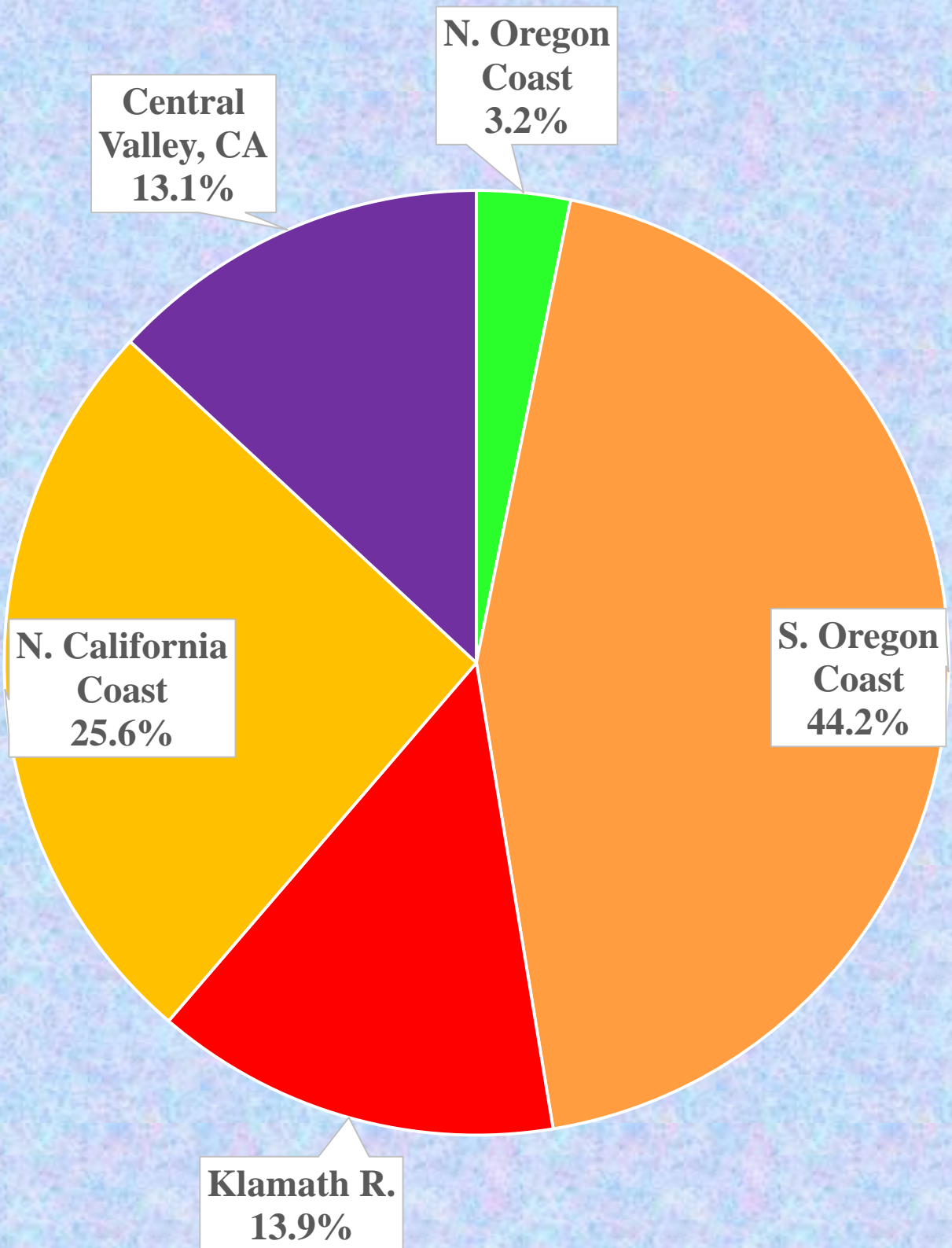
Cape Falcon to Humbug Mt. Sport Chinook CWT Hatchery Stock Contribution: September – October, 2015 (n=64)



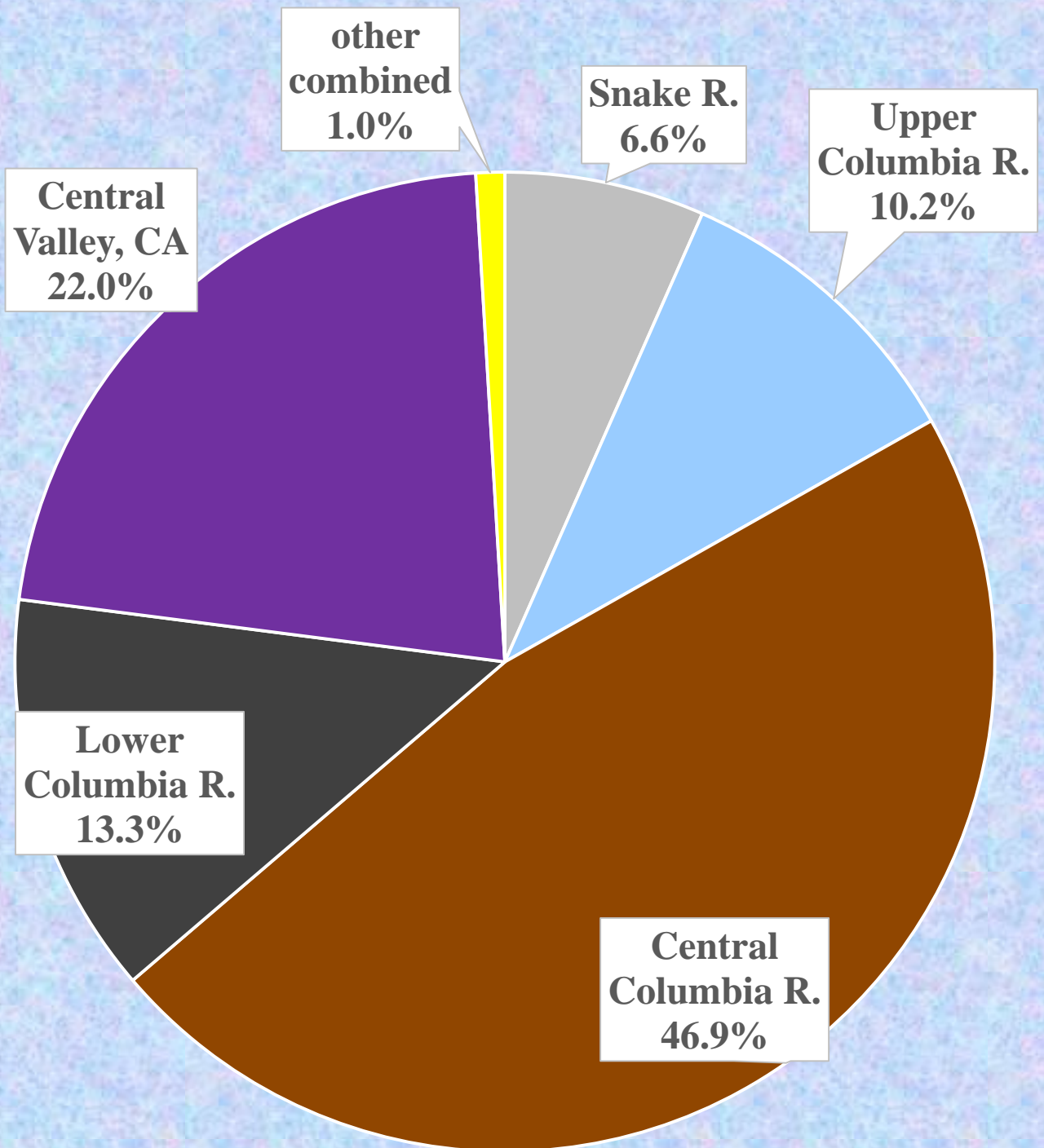
**Humbug Mt. to OR/CA Border Sport Chinook
CWT Hatchery Stock Contribution:
May – August, 2015 (n=27)**



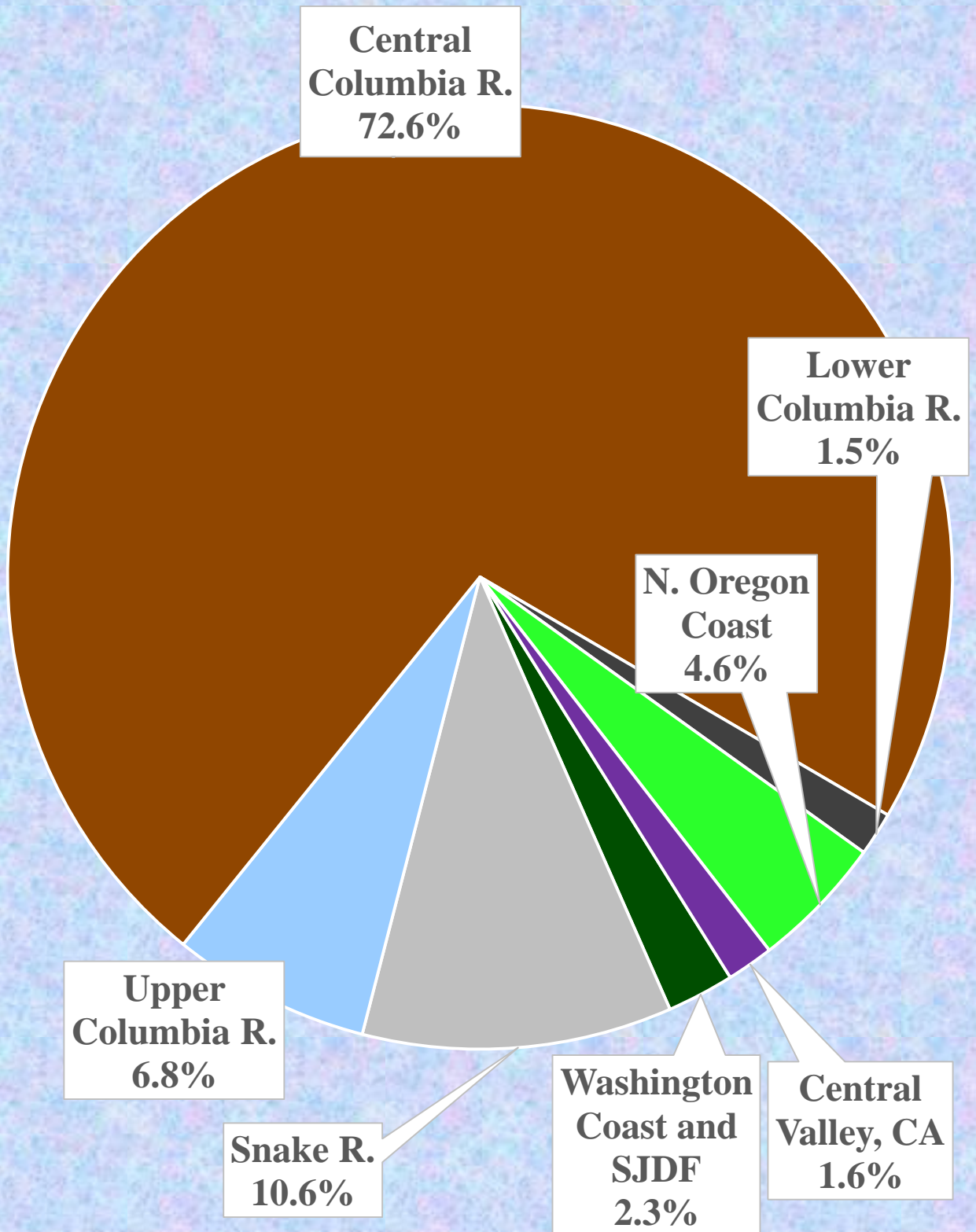
**Chetco Fall State Waters Sport Chinook CWT
Hatchery Stock Contribution: October, 2015
(n=16)**



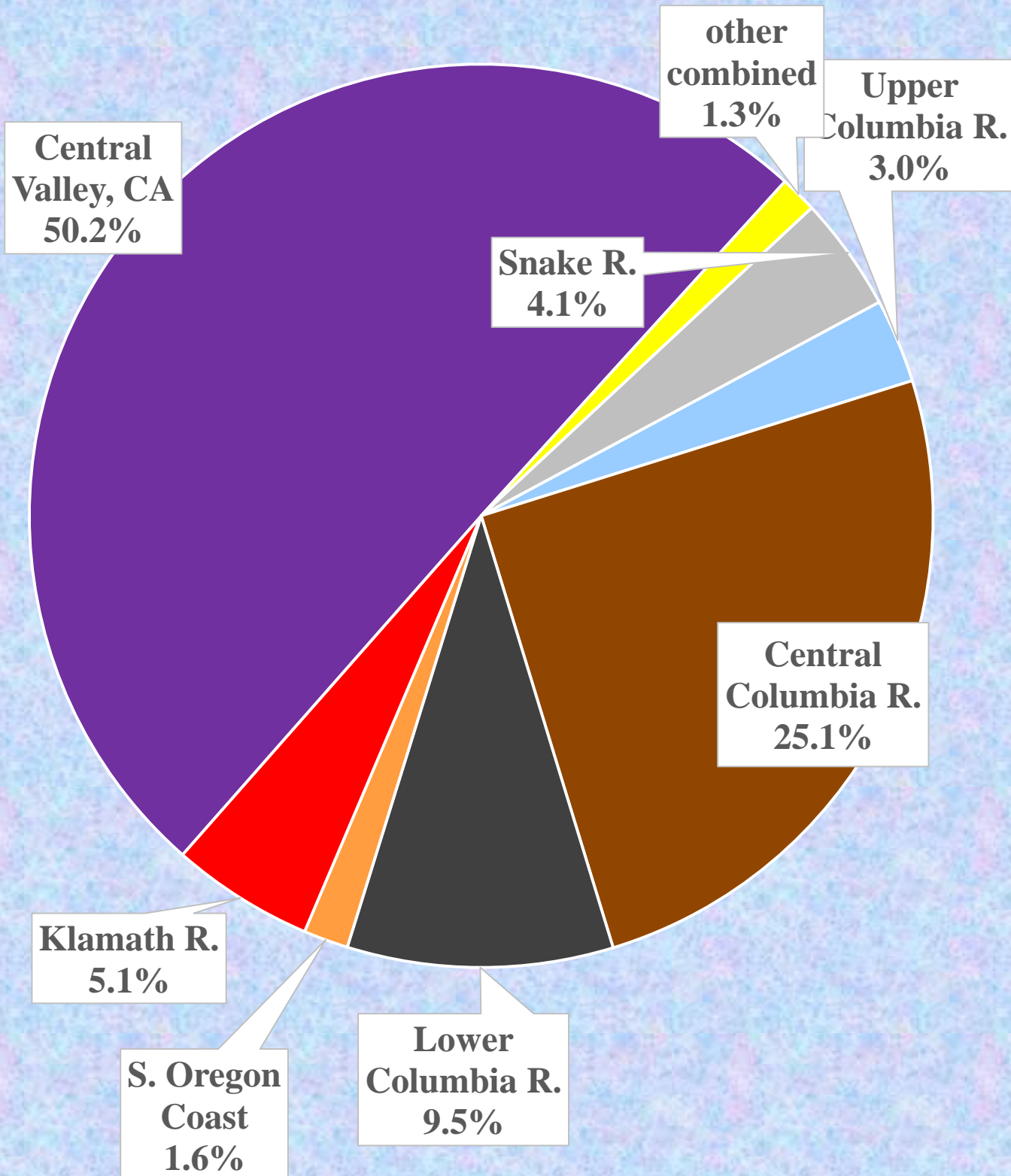
**North of Cape Falcon Troll Chinook CWT
Hatchery Stock Contribution:
May – June, 2015 (n=401)**



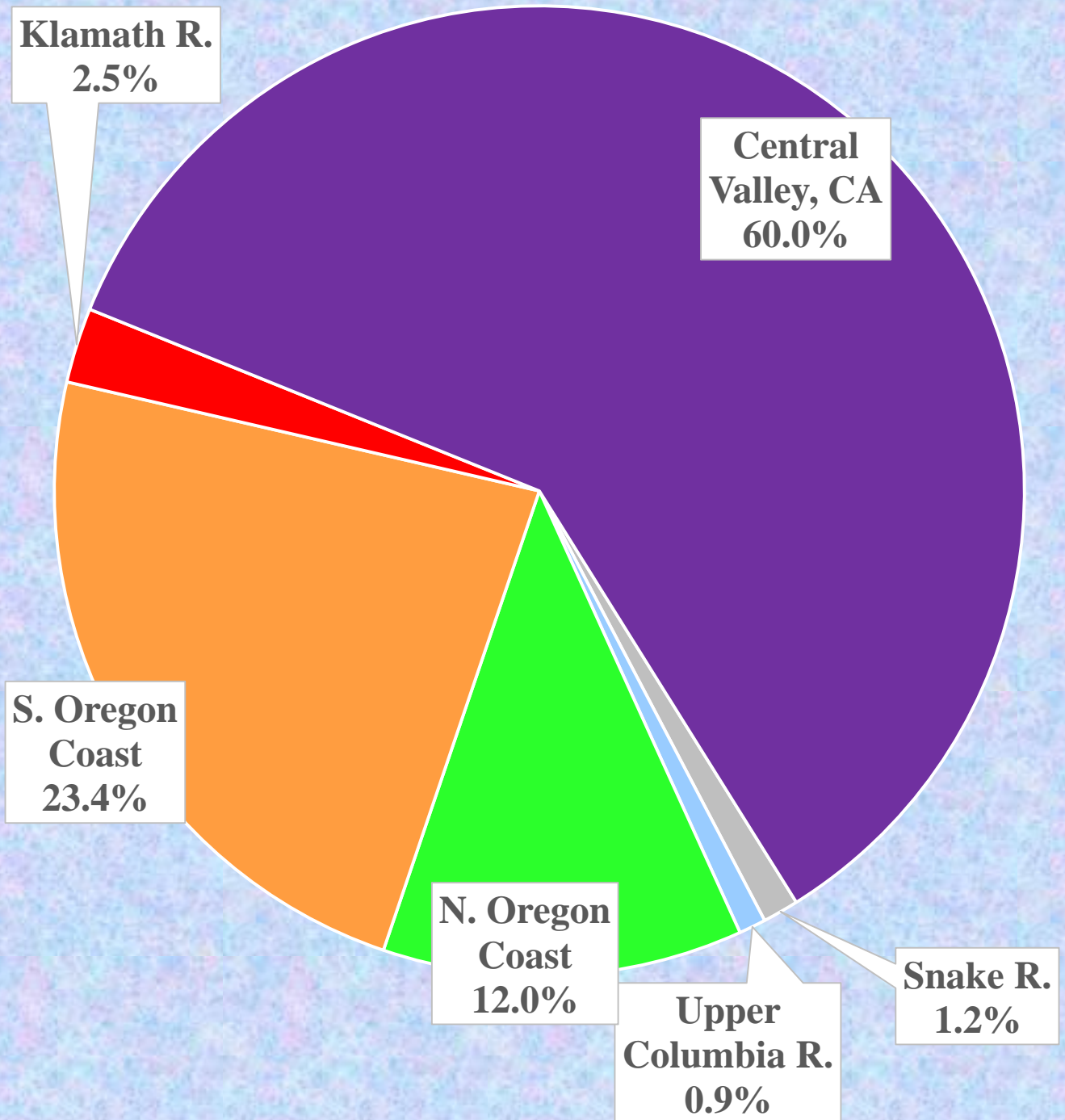
**North of Cape Falcon Troll Chinook CWT
Hatchery Stock Contribution:
July – September, 2015 (n=31)**



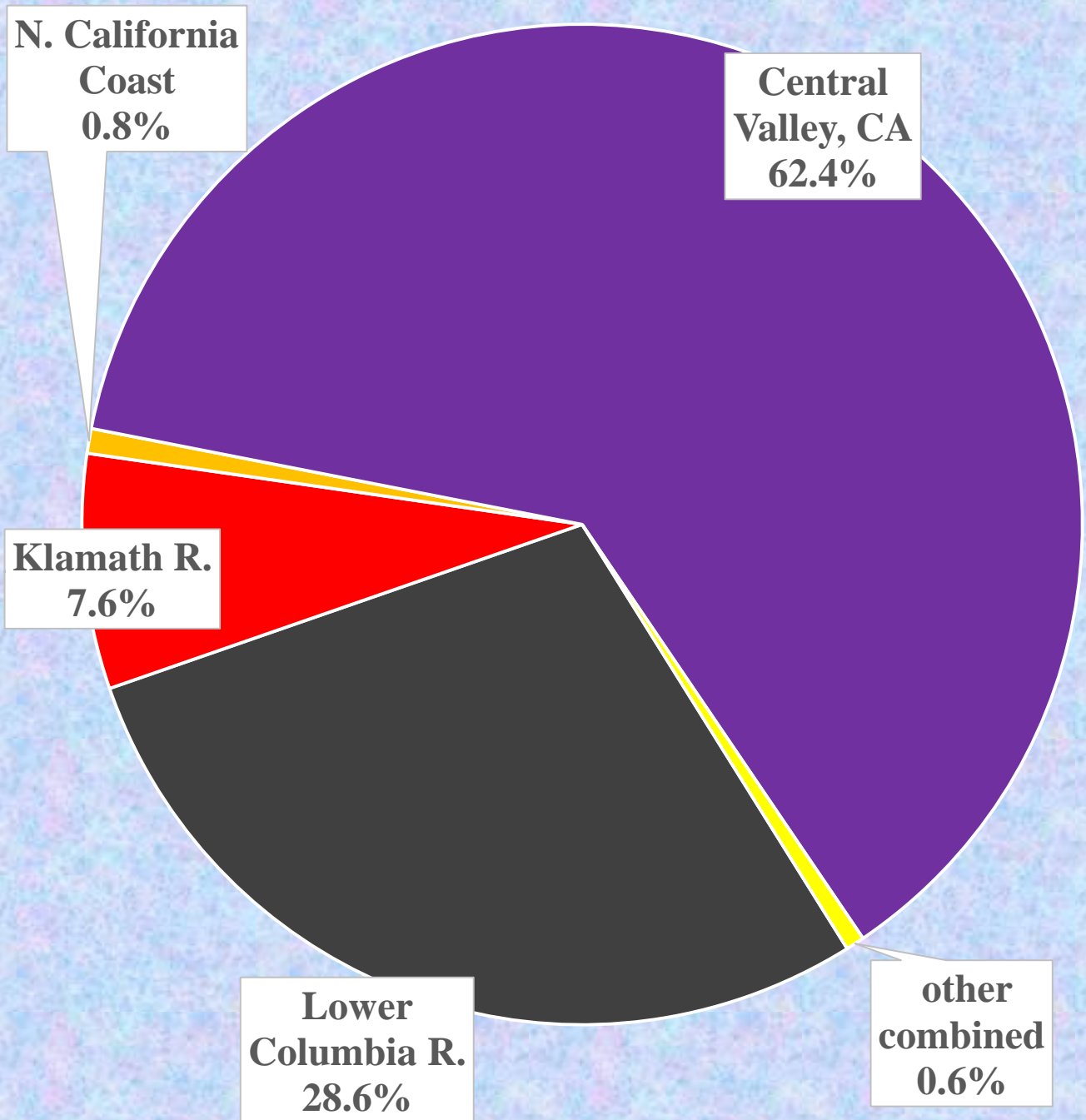
**Cape Falcon to Humbug Mt. Troll Chinook
CWT Hatchery Stock Contribution:
April – August, 2015 (n=3,818)**



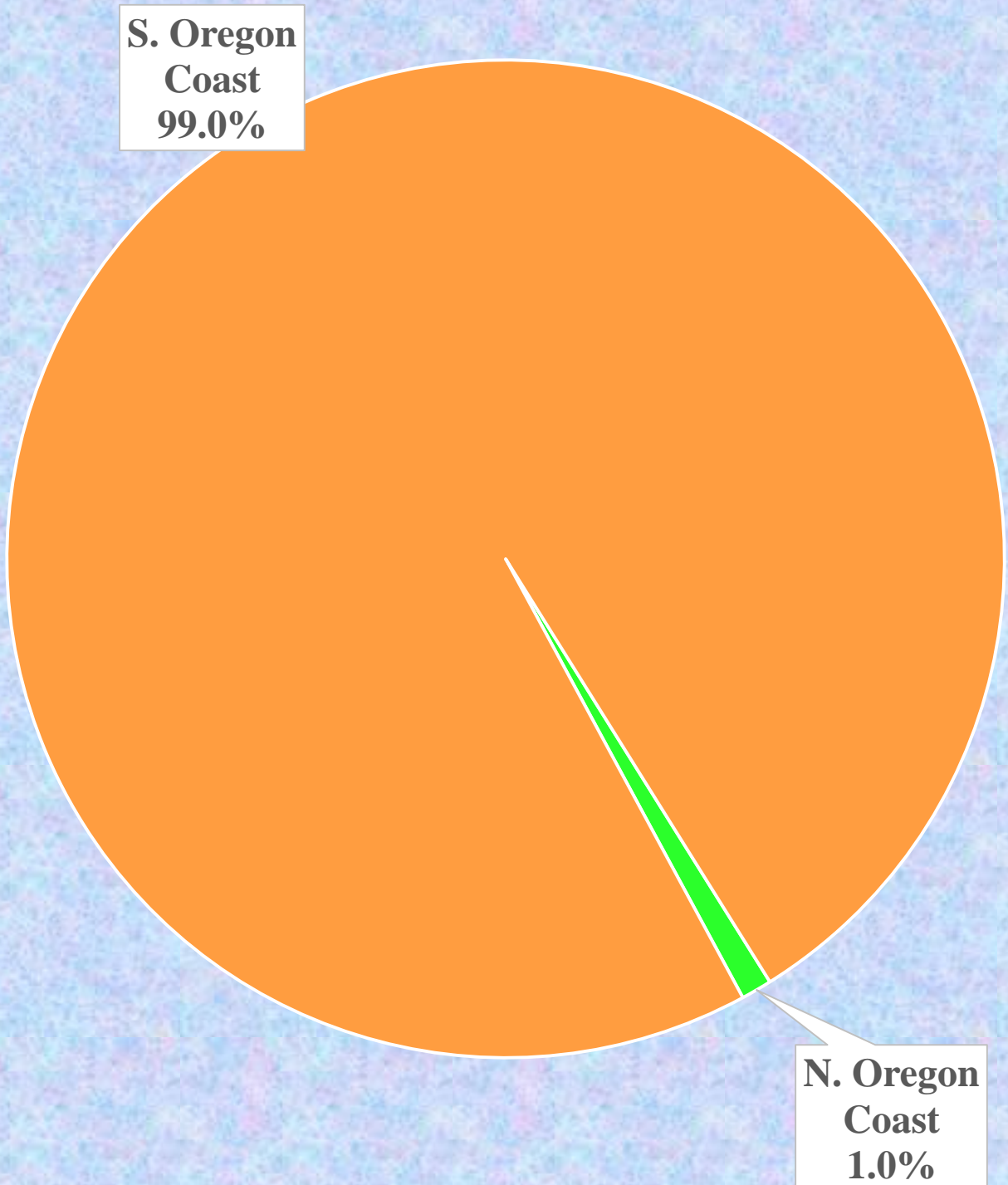
**Cape Falcon to Humbug Mt. Troll Chinook
CWT Hatchery Stock Contribution:
September, 2015 (n=51)**



**Humbug Mt. to OR/CA Border Troll Chinook CWT
Hatchery Stock Contribution:
April – August, 2015 (n=112)**



**Elk River State Waters Troll Chinook CWT
Hatchery Stock Contribution:
October, 2015 (n=263)**



**Chetco Fall State Waters Troll Chinook CWT
Hatchery Stock Contribution:
October, 2015 (n=13)**

